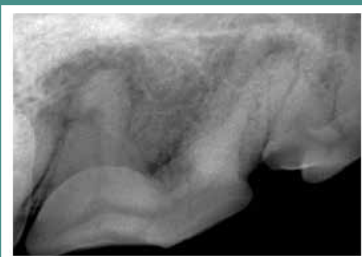




Orlando
FLORIDA
VETERINARY & DENTAL FORUM
September 26-29, 2019

ON-SITE PROGRAM

The JW Marriott Orlando, Grande Lakes



co-sponsored by
The Foundation for Veterinary Dentistry | American Veterinary Dental College | Academy of Veterinary Dentistry

Planmeca Group Veterinary Solutions

Come visit us
at Booth 611

Planmeca sets the new standard
for imaging technology

- CBCT tomography scanner
- Digital dental imaging systems
- Ergonomic hand instruments
- Dental delivery units



Learn more at
veterinary.planmeca.com

2600 Forbs Ave., Hoffman Estates, IL, U.S.A.
(630) 529-2300, veterinary@planmeca.com

PLANMECA GROUP

A special ***“Thank You”*** to the sponsors of the
33rd Annual Veterinary Dental Forum!

PREMIER SPONSORS



GOLD SPONSORS



PLANMECA GROUP

SILVER SPONSORS



BRONZE SPONSORS



GENERAL SPONSORS

OraVet Dental Hygiene Chews
Coltene
Dechra Veterinary Products
Heska
Hu-Friedy, Inc.
Veterinary Information Network (VIN)
Veterinary Transplant Services
Zoetis

GENERAL INFORMATION

ON-SITE REGISTRATION HOURS

THURSDAY
September 26
10:00am - 8:00pm

FRIDAY
September 27
7:00am - 5:30pm

SATURDAY
September 28
7:00am - 5:00pm

SUNDAY
September 29
7:00am - 3:00pm

EXHIBIT HALL HOURS

THURSDAY
September 26
Exhibit Hall Grand Opening
6:00pm - 8:00pm

FRIDAY
September 27
9:00am - 6:00pm

SATURDAY
September 28
9:00am - 6:00pm

SUNDAY
September 29
9:00am - 2:00pm

REGISTRATION

Attendees will be required to sign in at the registration desk and in the lab rooms before participating.

LABORATORIES

Check your welcome letter for the labs for which you are registered. Attendees' names will be on a sign in sheet in the each room. Be sure to sign in! All labs are located on the lower level, see page 7. To register for an available lab on-site, visit the registration desk.

CONTINUING EDUCATION CREDITS

Attendees of the Veterinary Dental Forum can earn up to 25 hours of continuing education (CE). A certificate is provided in your attendee packet. Attendees must sign an attendance roster at registration for possible replacement of lost CE forms in the future.

NAME BADGES

Name badges will be required for participation in all sessions, workshops, laboratories and the exhibit hall. Badges are included in your conference materials received at the meeting registration desk and are only available for registered attendees and registered guests.

MORNING AND AFTERNOON BREAKS

Mid-morning and afternoon breaks with beverages will be provided in the exhibit hall.

LUNCHES

Box lunches (on Friday and Saturday), are included with Forum registration. Attendees were asked to indicate whether they would like to receive a box lunch on their registration form, it will be indicated on your welcome letter. Lunch will be from 12:10pm-1:30pm to allow additional time to visit the exhibits. Lunch on Sunday is "on your own." Attendees will find many dining options within the JW Marriott/Ritz Carlton Complex.

CANCELLATIONS AND REFUNDS

On-site cancellations and refunds are no longer permitted. A charge of \$50 will be assessed for each change made in laboratory selections.

PRINT STATION

To print notes from the proceedings USB, a print station will be located near the VDF exhibit hall in the outside foyer. This service is provided by VIN.

CYBER CAFÉ

The Veterinary Information Network (VIN) is once again sponsoring a Cyber Café which is located in the Palazzo Ballroom Foyer.

2019 PROCEEDINGS

The 2019 digital Proceedings is available online for a limited time. Please see our website, www.VeterinaryDentalForum.org for the link.

2018 USB

Limited 2018 VDF Phoenix Proceedings USBs will be available for purchase at the registration desk for \$35.

NO VIDEOTAPING is permitted in any sessions or labs.

TICKETS* purchased for events can be found in your attendee packet.

**Tickets required for Guest's to attend the Welcome Reception.*

SPECIAL MEETINGS & EVENTS

CURRENT AS OF PRINTING

Consult a map of the meeting space on page six for room locations. Labs will be located on the Lower Lobby.

* = Separate, pre-registration or ticket required.

The following schedule is subject to change.

WEDNESDAY, SEPTEMBER 25, 2019		
8:00am - 5:00pm	Amarante 2	Exam Committee Meeting
8:00am - 12:00pm	Amarante 3	TSC Committee Meeting
2:00pm - 6:00pm	Amarante 3	Credentials Committee Meeting
THURSDAY, SEPTEMBER 26, 2019		
8:00am - 10:00am	Amarante 2	AVD Board Meeting
8:00am - 10:00am	Mediterranean BR 4	AVDC Town Hall Meeting
10:00am - 11:00am	Mediterranean BR 4	FVD Board Meeting
11:00am - 12:00pm	Mediterranean BR 4	FVD General Meeting
1:00pm - 1:45pm	Mediterranean BR 4	AVDC Annual Business Mtg - Presentation of Certificates/AVDT Pinning Ceremony
1:45pm - 3:00pm	Mediterranean BR 4	Joint AVDC/AVD Annual Meeting
3:10pm - 5:00pm	Mediterranean BR 4	Diplomate Only College Annual Meeting
5:00pm - 6:00pm	Mediterranean BR 4	Awards Ceremony
2:00pm - 4:00pm	Mediterranean BR 1-2	AVDT Member Only Meeting
5:30pm - 7:00pm	Amarante 2	Equine Diplomate Meeting
6:00pm - 8:00pm	Palazzo Ballroom	Welcome Reception in the Exhibit Hall
FRIDAY, SEPTEMBER 27, 2019		
8:00am - 5:30pm	Lower Level	Laboratories
8:00am - 5:40pm	Lobby Level	Breakout Sessions
9:00am - 6:00pm	Palazzo Ballroom	Exhibit Hall Open
12:10pm - 1:30pm	Palazzo Ballroom	Box Lunches Provided in Exhibit Hall
12:10pm - 1:30pm	Mediterranean BR 8	Exam Committee Info Mtg for Registered Trainees
12:10pm - 1:30pm	Mediterranean BR 6-7	PR and Fundraising Committee Meeting
12:10pm - 1:30pm	Mediterranean BR 1-2	Zoo Wildlife Committee Meeting
3:20pm - 3:50pm	Ballroom Foyer	Poster Presenters Q&A Session
5:40pm - 6:40pm	Mediterranean BR 1-2	AVDT Mentee Presentation
6:00pm - 8:00pm	Valencia Terrace	Put Your Money Where The Mouth Is - Capital Campaign Social Hour
SATURDAY, SEPTEMBER 28, 2019		
6:30am - 7:30am	Lit Jogging Path	Fun Run
7:00am - 7:30am	Mediterranean BR 3	Equine Info Mtg (open to attendees interested in the Equine track to board certification)
7:30am - 9:30am	Amarante 2	VOHC Meetings
8:00am - 5:30pm	Lower Level	Laboratories
8:00am - 5:40pm	Lobby Level	Breakout Session
9:00am - 6:00pm	Palazzo Ballroom	Exhibit Hall Open
9:50am - 10:20am	Ballroom Foyer	Poster Presenters Q&A Session
10:20am - 3:20pm	Mediterranean BR 3	Equine Specialist In Training - Dr. Myra Barrett
12:10pm - 1:30pm	Palazzo Ballroom	Box Lunches Provided in Exhibit Hall
12:10pm - 1:30pm	Mediterranean BR 8	Training Support Info Mtg for Residents & TSC Members
12:10pm - 1:30pm	Mediterranean BR 3	Q&A Session for Equine Exam Candidates
12:10pm - 1:30pm	Mediterranean BR 6-7	Veterinary Dental Educators Meeting
12:10pm - 1:30pm	Mediterranean BR 4	JVD Committee Meeting
12:10pm - 1:30pm	Mediterranean BR 5	Outreach Committee Meeting

SPECIAL MEETINGS & EVENTS Con't.

CURRENT AS OF PRINTING

The following schedule is subject to change.

SATURDAY, SEPTEMBER 28, 2019 Continued

3:50pm - 6:00pm	Mediterranean BR 8	Review & Assessment
3:50pm - 5:40pm	Mediterranean BR 3	Equine Anesthesia Specialist in Training - Dr. Khursheed Mama
5:40pm - 6:40pm	Mediterranean BR 1-2	AVDT General Interest Meeting
6:00pm - 8:00pm	Siena Room	PEIVDF Annual Fundraising Auction

SUNDAY, SEPTEMBER 29, 2019

6:30am - 7:30am	Mediterranean BR 1-2	AVDT Mentee Breakfast
8:00am - 12:00pm	Lower Lobby	Laboratories
8:00am - 12:00pm	Mediterranean BR 3	Equine Specialist in Training Dry Lab - Dr. Myra Barrett
8:00am - 12:00pm	Amarante 2-3	Anesthesia Specialist in Training - Dr. Khursheed Mama
8:00am - 5:40pm	Lobby Level	Breakout Sessions
9:00am - 2:00pm	Palazza Ballroom	Exhibit Hall Open
12:10pm - 1:30pm		Lunch on Your Own
5:40pm		Adjourn



Attendify

Mobile Conference App for Google Play and the Apple App Store

The Veterinary Dental Forum has a conference app that you can download on your mobile device to view, manuscripts, schedules, events, exhibitors, floorplans, daily updates, and much more.

Once downloaded, search 'Veterinary Dental Forum' within the app and 'Join' the event. The event will prompt you for your name and email address, this is to receive notifications and updates at the conference. Enjoy the convenience of conference information on your mobile device!

JW MARRIOTT GRANDE LAKES HOTEL MAPS

QUICK REFERENCE GUIDE

Conference Registration: Grande Registration Desk, Lobby Level

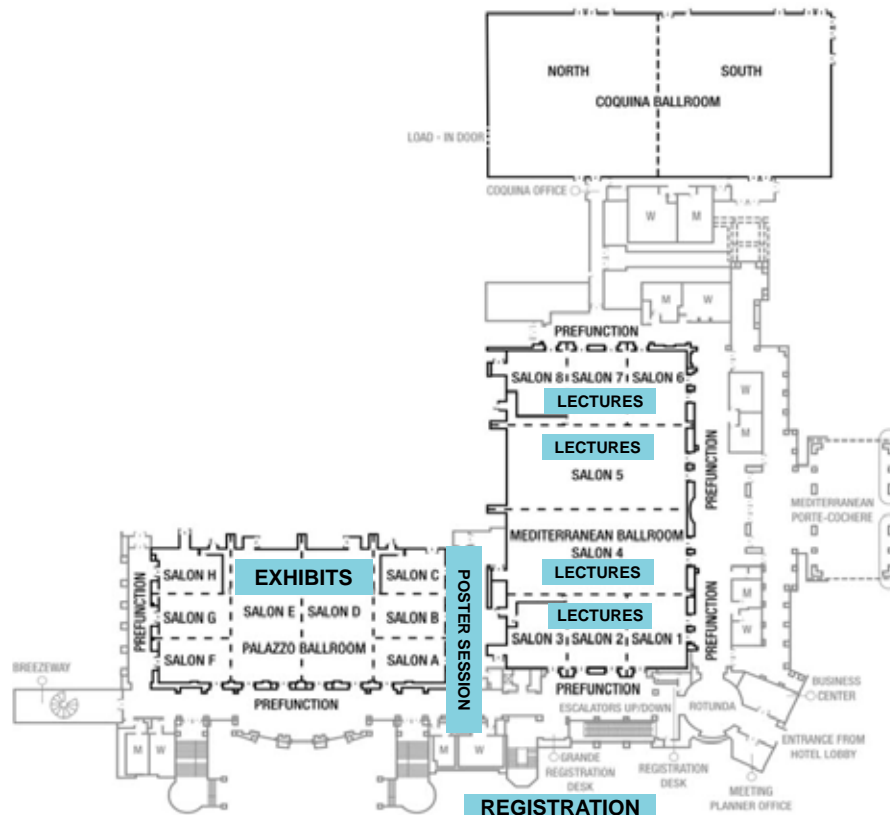
General Sessions: All breakout rooms are located on the Lobby Level

Poster Session: Ballroom Pre-Function Space, Lobby Level

Laboratories: Segura 1-2, Segura 3-4, Segura 5, Del Lago 1-2, Del Lago 3-4, Lower Level

Exhibit Hall: Palazzo Ballroom, Lobby Level

LOBBY LEVEL



LOWER LEVEL




NEW FROM iM3[®]

iM3[®]
The Veterinary Dental Company

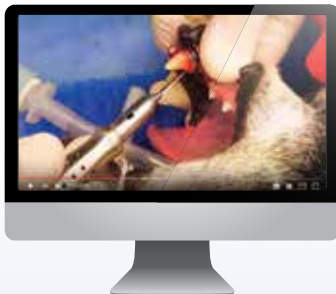
Booth #402

iM3[®] Ergo

High quality Dental instruments designed for Veterinarians.



Vet-Tome[®]



See the video of the Vet-Tome in use:
<https://youtu.be/UEejzWjpFY>



The Vet-Tome improves the tooth removal process for both veterinarians and their patients by providing greater control during extractions. The Vet-Tome is an automated periotome that offers extremely precise tooth extraction with minimal or no alveolar bone loss.

The surgery is often flapless so the animal experiences reduced pain and swelling. This translates to less time spent extracting teeth and faster recovery time for the animal.



iM3 USA The Veterinary Dental Company Vancouver WA 98682 USA

ph 800 664 6348 | fx 360 254 2940 | e info@im3usa.com | www.im3vet.com

2019 VDF PROGRAM GRID - FRIDAY LECTURES

TIME	FUNDAMENTALS <i>Mediterranean BR 6-7</i>	INTERMEDIATE <i>Mediterranean BR 5</i>	ORIGINAL RESEARCH <i>Mediterranean BR 4</i>	ZOO AND WILDLIFE <i>Mediterranean BR 8</i>		TECHNICIAN <i>Mediterranean BR 1-2</i>
8:00-8:50am	The Complete Oral Exam: What You Are Missing (Puppies and Juvenile Dogs) (D Clayton)	Handling Complications of Extractions (*Prerequisite for lab) (K Bannon)	8:00 - 8:05 Original Research Track - Opening Comments (B Arzi); 8:05 - 8:30 Mapping and Correlation of the Mineral Density and Mechanical Properties of Dog Dentin Using μ -CT and Nanoindentation (J Soukup); 8:30 - 8:55 Mandibular Kinematic Analysis Before and After Mandibulectomy and Reconstructive Surgery in Dogs (B Arzi)	New Advances on Avian Beak Repair and Surgery (R Feccchio)		Equipment and Instrument Care in Dentistry and Oral Surgery (J Eliason)
9:00-9:50am	The Complete Oral Examination: What You Are Missing (Adult dogs) (D Clayton)	Oral and Maxillofacial Surgery Cases: An Interactive Session (S Manfra-Marretta)	9:00-9:15 Diagnostic Yield of Dental Radiography and Cone-Beam Computed Tomography for the Identification of Dentoalveolar Lesions in Cats (C Heney); 9:20-9:35 Relationship Between Root Fragment Position and Length, and the Presence of Clinical and Radiographic Evidence of Inflammation Associated with Retained Roots in Dogs (K Ng); 9:40-9:55 Radiographical and Histological Features of a Distinct Developmental Abnormality of the Mandibular First Molar Teeth in Dogs (K Ng)	Armamentarium of the Zoo Dentist (D Winter)		Periodontal Therapy for Veterinary Technicians (K Holthusen)
9:50-10:20am	Break with Exhibitors - Palazzo Ballroom					
10:20-11:10am	Practical Oral and Dental Anatomy (L Legendre)	Diagnosis and Imaging of Salivary Gland-Duct Complex (J Tai)	10:20 - 10:35 Cadaveric Evaluation of Load to Failure in Canine Gingival Apposed with Varied Suture Patterns Using Poliglecaprone 25 (J Pegg); 10:40 - 10:55 In Vivo Evaluation of 2 Suture Patterns for Closure of Canine Mucogingival Flaps Using Poliglecaprone 25 (J Pegg); 11:00 - 11:15 Interplay of Leukocytes, FoxP3+ Cells and IL17+ Cells in the Pathogenesis of Canine Chronic Ulcerative Stomatitis (J Anderson)	Oral Disease in Captive Wallabies (N Hoyer)		Dental Charting: Not Just X's and O's (K Holthusen)
11:20-12:10pm	Malocclusions (F Hale)	Diagnosis and Treatment of Sialoceles (J Tai)	11:20 - 11:35 The Proteomics Analysis of an In Vitro Osteogenic Differentiation Path by Canine Dental Pulp Stem Cells (cDPSCs) (S Nantavisai); 11:40 - 11:55 Characterization of Cytologic Features and Diagnostic Performance for the Screening of Oral Lesions in Dogs and Cats (K Stepaniuk); 12:00 - 12:15 Reliability of Electric Pulp Test, Cold Pulp Test or Tooth Transillumination to Assess Pulpal Health in Permanent Canine Teeth (C Proulx)	Common Oral Pathology in Primates (D Winter)		Prosthetic Impressions for the Veterinary Technician (K Holthusen)
12:10-1:30pm	Box Lunches available in exhibit hall for registered attendees and exhibitors (1 each) **See schedule on pages 5-6 for meetings held over the lunch hour.					
TIME	FUNDAMENTALS <i>Mediterranean BR 6-7</i>	INTERMEDIATE <i>Mediterranean BR 5</i>	ADVANCED <i>Mediterranean BR 4</i>	ZOO AND WILDLIFE <i>Mediterranean BR 8</i>		TECHNICIAN <i>Mediterranean BR 1-2</i>
1:30-2:20pm	The Many Faces of Oral Disease "It's What the Vet Doesn't Know Which Will Bite Them" (I Luskin)	Fifty Shades of Grey: Contemporary Understanding of Intrinsic Stained Dog Teeth (K Feigin)	1:30 - 1:55 Jaguar Dental Pathology (L Schneider) 1:55 - 2:20 Dental Pathology of the Domestic Pig (M Smith) 2:20 - 2:30 Vote and Awards	Restorative Procedures on Primates (*Prerequisite to the Exotic Lab) (T Brandon Abbatangelo)		Advanced Concepts in Veterinary Dental Radiology (J Medenwaldt)
2:30-3:20pm	Canine Hereditary Oral Disease (B Niemiec)	Gingival Hyperplasia (F Hale)	Immunology Basics for Veterinary Dentists Part 1 (J Anderson and A Stone)	Dental Radiography in Zoo Animals (*Prerequisite to the Exotic Lab) (D Winter)		Don't Be Scared: Anesthetic Considerations for Dentistry Patients with Co-Existing Disease (S Johnson)
3:20-3:50pm	Break with Exhibitors and Poster Presenters Q&A Session (Ballroom Foyer)					
3:50-4:40pm	Feline Oral Pathology (E Ley)	Temporomandibular Joint Anatomy and Imaging (L Legendre)	Immunology Basics for Veterinary Dentists Part 2 (J Anderson and A Stone)	Large Carnivore Endodontics (*Prerequisite to the Exotic Lab) (E Eisner)		Common Oral Pathology (A Mills)
4:50-5:40pm	Canine Dental Radiography: Review of Common Pathology (J Rawlinson)	Temporomandibular Joint Pathology and Treatment (L Legendre)	Idiopathic Tooth Resorption and the Epithelial Cell Rests of Malassez (E Davis)	Oral Surgery in Large Carnivores (*Prerequisite to the Exotic Lab) (E Eisner)		Malocclusions and Orthodontic Applications in the General Practice (T Smith)

2019 VDF PROGRAM GRID - SATURDAY LECTURES

TIME	FUNDAMENTALS <i>Mediterranean BR 6-7</i>	INTERMEDIATE <i>Mediterranean BR 5</i>	ADVANCED <i>Mediterranean BR 4</i>	ZOO AND WILDLIFE <i>Mediterranean BR 8</i>	EQUINE <i>Mediterranean BR 3</i>	TECHNICIAN <i>Mediterranean BR 1-2</i>
8:00-8:50am	Periodontal Disease - Diagnosis & Treatment Part 1 (A Thomson)	Management of Dental Maxillofacial Lesions in the Dog and Cat (K Kling)	Talking Through the Zebras (C Bell)	Rabbit and Rodent Dentistry for Veterinary Technicians and Nurses (B Altier)	Understanding How DR Software Can be Modified to Improve Dental and Sinus Imaging (M Skeels)	Mutant Dentistry from Pugs to Persians (P March)
9:00-9:50am	Periodontal Disease - Diagnosis & Treatment Part 2 (A Thomson)	Periodontal Therapy and Guided Tissue Regeneration (GTR) (E Ley)	The Pathobiology of Oral Malignancies in Dogs (C Bell)	Common Oral Pathology in the Carnivore (D Winter)	CT Imaging in the Sedated Standing Equine Patient (S Brounts)	I Like to Move It, Move It! Orthodontics for the Veterinary Technician (A Edwards)
9:50-10:20am	Break with Exhibitors and Poster Presenters Q&A Session (Ballroom Foyer)					
10:20-11:10am	How Online Dental Charting is Part of the WOW Experience (P Camilo)	Test Your Dental IQ (I Luskin)	A Review of Odontogenic Tumors - What We Know and How this Affects Best Treatment in our Canine and Feline Patients (S Goldschmidt)	Gross Pathology in the Oral Cavity of Non-Domestic Species (C Bell)	How CT Can Aid in the Diagnosis of Equine Dental Disease (*Prerequisite for Sunday Dry Lab) *Specialist in Training Hours Apply* (M Barrett)	GTR for an A-OK PDL-Advanced Perio for the Veterinary Technician (A Edwards)
11:20-12:10pm	VOHC and Dental Home Care: Products, Policies and Professional Recommendations (E Lowery)	Restorative Dentistry (B Niemiec)	A Practical Strategy for Dropping Odontogenic Tumors into the Right Diagnostic Box (B Murphy)	Dentistry on Megavertebrates (R Fecchio)	Beyond Dental Imaging – Assessing the Entire Skull (*Prerequisite for Sunday Dry Lab) *Specialist in Training Hours Apply* (M Barrett)	Save that tooth! Endodontics for the Veterinary Technician (A Edwards)
12:10-1:30pm	Box Lunches available in exhibit hall for registered attendees and exhibitors (1 each) **See schedule on pages 5-6 for meetings held over the lunch hour.					
TIME	FUNDAMENTALS <i>Mediterranean BR 6-7</i>	INTERMEDIATE <i>Mediterranean BR 5</i>	ADVANCED <i>Mediterranean BR 4</i>	ZOO AND WILDLIFE <i>Mediterranean BR 8</i>	EQUINE <i>Mediterranean BR 3</i>	TECHNICIAN <i>Mediterranean BR 1-2</i>
1:30-2:20pm	Killer Tips and Tricks for Quicker Extractions in the Dog and Cat: Part 1 (B Beckman)	MTA Practical Uses and Update for 2019 (B Hewitt)	Sentinel Lymph Node Mapping as Part of the Diagnostic Work up with Tumors of the Head and Neck (S Goldschmidt)	Exotic Anesthesia (K. Mama)	Diagnostic Imaging for Sinus Disease (*Prerequisite for Sunday Dry Lab) *Specialist in Training Hours Apply* (M Barrett)	Understanding Components of Home Dental Care Products (M Nellessen)
2:30-3:20pm	Killer Tips and Tricks for Quicker Extractions in the Dog and Cat: Part 2 (B Beckman)	Vital Pulp Therapy in Dogs (E Ribka)	Surgical and Medical Approach to Retrobulbar Disorders in Dogs (25 min); TMJ Ankylosis: Condylectomy or Gap Arthroplasty? (25 min) (B Arzi)	Exotic Anesthesia <i>Continued</i> (K. Mama)	From Imaging to Treatment Planning: Case Presentations *Specialist in Training Hours Apply* (J Rawlinson and M Barrett)	Don't Go Breaking My Teeth (P March)
3:20-3:50pm	Break with Exhibitors - Palazzo Ballroom					
3:50-4:40pm	Short and Long Term Complications of Extractions (J Tai)	Fabrication of Inter-dental Wire and Acrylic Splints for Mandibular Fractures in Dogs and Cats (E Eisner)	Surgical Correction of Acquired and Congenital Palate Defects In Dogs Part 1 (R Campbell, S Peralta and N Fiani)	Review and Assessment for AVDC Residents	Standing Chemical Restraint in Horses – Drugs, Support, Monitoring, and Management of Complications PART 1 *Specialist in Training Hours Apply* (Dr. Mama)	Root Canal Therapy Instruments (D Rollings)
4:50-5:40pm	Equipment and Instruments for the Dental Operatory (B Greenfield)	Introduction to Maxillomandibular Fixation (J Jung)	Surgical Correction of Acquired and Congenital Palate Defects In Dogs Part 2 (R Campbell, S Peralta and N Fiani)	Review and Assessment for AVDC Residents	Standing Chemical Restraint in Horses – Drugs, Support, Monitoring, and Management of Complications PART 2 *Specialist in Training Hours Apply* (Dr. Mama)	Crown Therapy for Technicians – From Preparation to Cementation (J Medenwaldt)

2019 VDF PROGRAM GRID - SUNDAY LECTURES

TIME	FUNDAMENTALS <i>Mediterranean BR 6-7</i>	INTERMEDIATE <i>Mediterranean BR 5</i>	ADVANCED <i>Mediterranean BR 4</i>	ZOO AND WILDLIFE <i>Mediterranean BR 8</i>	EQUINE <i>Mediterranean BR 3</i>	TECHNICIAN <i>Mediterranean BR 1-2</i>
8:00-8:50am	Feline Chronic Gingivostomatitis (J Force)	Say Ahhh... Tongue Lesions in Dogs and Cats (J Lewis)	Challenging Maxillo-facial Surgical Cases (I Luskin)	8:00 - 8:25 Treatment of an Acute Periapical Abscess in a Pot Belly Pig (Y Dumais) 8:25 - 8:50 Comparative Odontology in Tasmanian Devils (C Loh)	Dry Lab: Case Presentation Rounds *Specialist in Training Hours Apply* (Dr. Myra Barratt)	Ferrets Aren't Just Tiny Cats! (N Drake)
9:00-9:50am	The Pulp-Dentin Complex (F Hale)	Oral Surgery Tools You'll Want to Know About: CO2 Laser and Piezo Surgical Scalpels (J Lewis)	Trauma and the Mandibular First Molar Tooth- Friend or Foe? (C Snyder)	The Endangered Rhino Tooth (M Lowder)		Periodontal Planning for Life (K Hailstone)
9:50-10:20am	Break with Exhibitors					
10:20-11:10am	To Extract or Not To Extract: Exodontics vs. Endodontics (G Thatcher)	The Dangers Hiding within Your Dental Unit (B Partridge)	The Use of Intraoral Scanners in Veterinary Dentistry (J Klasen)	Zebra Dentistry (M Lowder)	Dry Lab: Case Presentation Rounds *Specialist in Training Hours Apply* (Dr. Myra Barratt)	What Technicians Should Know About Veterinary Endodontics (S Startup)
11:20-12:10pm	Common Oral Tumors in Dogs and Cats (J Tai)	Root Canal Therapy - Could You? Should You? (J Bellows)	Radiographic Outcome of Root Canal Treatment of Canine Teeth in Cats: 32 Cases (1998-2016) (P Strom) A Retrospective Evaluation of Secondary Wound Healing for Extraction of the Maxillary First Molar in Dogs (L Bissett)	Treatment of Porcine Oral Pathology (M Smith)		Open and Closed Root Planning (S Startup)
12:10-1:30pm	Lunch on your own. (Exhibit Hall closes at 2:00pm)					
TIME	FUNDAMENTALS <i>Mediterranean BR 6-7</i>	INTERMEDIATE <i>Mediterranean BR 5</i>	BRIEF CLINICAL REPORTS <i>Mediterranean BR 4</i>		EQUINE <i>Mediterranean BR 3</i>	TECHNICIAN <i>Mediterranean BR 1-2</i>
1:30-2:20pm	Overcoming Client Objections (C Carter)	Oral Lumps and Bumps in the First Year of Life (F Hale)	Recurrent Feline Oropharyngeal Eosinophilic Granuloma With 4-Year Follow-Up (B Hewitt) Case Report: Left Masseter Muscle Swelling and Abscessation in a 12 Year Old Pony, Caused by Actinomyces Funkei Species. (K Sanderson)		An Alternate Sinusotomy Approach for Treating Secondary Sinusitis in the Horse (M Rice)	It's Just Not Lining Up! Classification of Malocclusions and Jaw Growth Abnormalities (C Motz)
2:30-3:20pm	Slab Fractures of the Maxillary Carnassial Teeth (G Morgenegg)	Developmental Dental Deformities (F Hale)	Identification and Histopathological Features of Bisphosphonate Related Osteonecrosis of the Jaw (BRONJ) in Six Cats Treated with Oral Aledronate for Treatment of Idiopathic Hypercalcemia (D Martel)		Equine Sinus Suture Periostitis (J Easley)	Let's Get Numb! Nerve Block Extravaganza (C Motz)
3:20-3:50pm	Break in Palazzo Ballroom Foyer					
3:50-4:40pm	You Don't Need Glasses Looking Back (C Carter)	Dental Procedure Staging for Improving Outcome (E Brine)	Trauma Induced Proliferative Fibro-Osseous Lesion (PFOL) of the Mandible in a 10-Month-Old Collie (P Strom) Dysphagia Secondary to Focal Inflammatory Myopathy and Consequent Dorsiflexion of the Tongue in a Dog (P Strom)		Commissurotomy for Extraction of Impacted for Cheek Teeth in a Miniature Horse (C True) Miniature Horses: Finding Creative Solutions While Working In Small Mouths (J Dickey)	What's in All These Tiny Bottles? Restorative Products (N Drake)
4:50-5:40pm	Fear Free Dentistry (J Mathis)	The Puzzle Before You: Case and Time Management Challenges (C Carter)	4:50 - 5:15 Oral Mandibular Blastomycosis in a 5 Year Old Dog (C Washington)		Case Report: Odontoma in a 7 Month-Old Standardbred Filly (A McAndrews)	Oral Health in the Geriatric Patient (M Nellessen)

Introducing Covetrus™

The future of animal health today

Veterinarians are at the heart of all we do. We are here for you and because of you. Covetrus is a new global company created by the merger of Henry Schein Animal Health and Vets First Choice. For years, both organizations have been your independent partners ...now we are together as Covetrus.

Together we will reimagine and reshape veterinary practice management and advance the world of veterinary medicine.



covetrus.com | Toll-free: 855.724.3461



Cone-Beam CT

VetCAT™

VetCAT.com

Booth #513

DENTAL FOCUS

Dentalfocus.biz

Using VetCAT is easy: simply roll, click & view

Demo our easy-to-use software at our booth!





**Cleaner, Healthier
Teeth for Healthier,
Happier Pets**



www.VOHC.org

Soft Rawhide Chews

-  The only extruded rawhide awarded the VOHC Seal of Acceptance for Tartar Control
-  Proven to prevent tartar by over 50%, as well as reduce bacteria, clean teeth and freshen breath
-  Easy to chew and digest, gentle on teeth and gums
-  100% Made in the USA with premium American beef hide



 Made in the USA

TartarShield.com
info@TartarShield.com
888-598-7658

2019 VDF PROGRAM GRID - POSTER SESSION

SUBJECT TO CHANGE

1. BUILDING A DENTAL CURRICULUM AND PRACTICE IN A VETERINARY TEACHING HOSPITAL
2. DIAGNOSTIC YIELD OF DENTAL RADIOGRAPHY AND CONE-BEAM COMPUTED TOMOGRAPHY FOR THE IDENTIFICATION OF DENTOALVEOLAR LESIONS IN CATS
3. MANDIBULAR KINEMATIC ANALYSIS BEFORE AND AFTER MANDIBULECTOMY AND RECONSTRUCTIVE SURGERY IN DOGS
4. THE PROTEOMICS ANALYSIS OF AN IN VITRO OSTEOGENIC DIFFERENTIATION PATH BY CANINE DENTAL PULP STEM CELLS (cDPSCs)
5. JAGUAR DENTAL PATHOLOGY

Authors will need to be by their posters in the Ballroom Foyer for Question & Answer Sessions during the afternoon break on Friday and the morning break on Saturday.

SAVE THE DATE FOR 2020!

VETERINARY  DENTAL FORUM

OCT 29 - NOV 1, 2020

DALLAS  TEXAS



LABORATORIES AND SCHEDULE

SUBJECT TO CHANGE

Veterinary dentistry is a complex specialty which requires years of education, training and practice. The wet labs and workshops offered by the Veterinary Dental Forum help practitioners to more effectively diagnose and intercept dental problems and treat or refer them appropriately. The lectures and labs (fundamental, intermediate and advanced) are designed to be educational, practical and interesting for those just getting started as well as for those well established in the field of dentistry. Pre-registered attendees will be required to sign in at each lab.

Feline Radiography Lab - Periodontal disease and tooth resorption is commonly found in feline patients. We need intraoral dental radiographs to properly diagnose the presence and significance of the disease, along with helping to create a treatment plan. The normal techniques used to radiograph dogs don't always work with cats, due to their unique anatomy. In this lab, we will discuss and practice the various methods of overcoming the positioning challenges, such as the overlapping of the zygoma and cutting off the apices of the mandibular teeth. We will work to improve the quality and timing of our dental radiographic series. Common pathology will also be discussed. Positioning technique handouts will be given to all participants. Limited to 20 participants. **(Techs and DVMS)** This is a two hour lab. It will be presented twice. *Check schedule on page 17 for times.*

Fundamentals of Canine Dental Extractions - This laboratory will focus on every step of surgical extraction in dogs: proper mucogingival flap design, tooth sectioning, bone removal, use of dental elevator and luxators, use of tooth forceps, alveoloplasty, periosteal releasing incisions and tension-free suturing. The laboratory will start with an hour of lecture including many videos on how to use different instruments and it will show extractions of carnassial and canine teeth from A to Z. Limited to 30 participants. **(DVMS Only)** This is a four hour lab. It will be presented twice by different presenters. *Check schedule on page 17 for times.*

Endodontics II - Endodontic Debridement: Cleaning and Shaping the Root Canal System - This lab will build on the endodontic access laboratory that was offered in 2018 and will cover instrumentation of the pulp chamber for endodontic therapy. Principles and techniques of endodontic instrumentation will be taught. Participants will be able to use hand and rotary files. It is expected attendees of the laboratory already have knowledge and experience with endodontic access. Limited to 30 participants. **(DVMS Only)**

Endodontics III - Endodontic Obturation Lab - This laboratory will cover endodontic obturation in the dog. A brief lecture will be given at the start of the laboratory discussing the principles of obturation and common obturation techniques. The majority of the laboratory is dedicated to the attendee performing obturation on specimen teeth that have already been accessed and instrumented. Limited to 30 participants. **(DVMS Only)**

Regional Anesthesia and Pain Management Lab - This lab will teach the attendee some very practical, safe and cost-effective ways of controlling pain during and long after oral surgery. You will learn to block strategic nerve points within the oral cavity. The use of opioids in conjunction with a local anesthetic will be discussed to extend the duration of the analgesia well into the next day(s). Many of the new multimodal pain management options will be thoroughly discussed. Limited to 20 participants. This is a two hour lab. It will be presented twice. *Check schedule on page 17 for times.*

Essential Periodontal Therapy: The Necessary Tools and Techniques for Diagnosis, Treatment and Prevention of Periodontal Disease - Lab covers instrument selection, usage and care for the treatment of periodontal disease, inclusive of probing, charting, identification of visual oral pathology, treatment planning, the use of ultrasonic and hand instrumentation, sharpening techniques and an overview of home care. Closed root planning and the use of Doxirobe is included. Hands on lab and lecture utilizing extracted teeth, skulls and cadavers. A necessary foundation for veterinarians and technicians providing dental services in their practices. These skills set the stage for advanced training in periodontal therapy and surgery. A lecture will precede the hands-on portion. Limited to 32 participants.

Canine Radiography Lab - "Positioning for Perfect Rads"-Veterinary dental radiography, in particular, positioning is one of the most frustrating aspects of veterinary dentistry. The bisecting angle technique can be demanding and difficult to perform consistently. Positioning the patient, the sensor, and the tube head to create quality images can be challenging. A simplified approach can consistently produce quality images with less confusion if a few principles are followed and some variables removed. Limited to 20 participants. **(Techs and DVMS)** This lab will be presented three times by different presenters. *Check schedule on page 17 for times.*

Periodontal Instruments: Use, Care and Maintenance - Participants will learn about the necessary basic hand instruments needed for periodontal treatment: the sickle scaler, universal curette and Gracey curette. Hand instruments can be utilized in addition to power scalers to ensure adequate and safe calculus removal. Correct ergonomics pertaining to grasp, fulcrum and scaling movements can maximize efficiency and minimize injuries to both the clinician and patient. Sharpening stones and technique will be reviewed to maintain the instrument's blade shape and form. A sharp instrument is needed for effective scaling and to decrease procedure time. Specific sterilization equipment and materials are required to prevent cross contamination and uphold infection control practices. This will be a 2-hour lab that utilizes a power point presentation throughout as an adjunct (for visuals/identification). Limited to 24 participants.

Feline Extraction Lab - This laboratory will focus on every step of surgical extraction in cats: proper mucogingival flap design, tooth sectioning, bone removal, use of dental elevator and luxators, use of tooth forceps, alveoloplasty, periosteal releasing incisions and tension-free suturing. The laboratory will start with an hour of lecture including many videos on how to use each instruments and it will show extractions of different teeth from A to Z. The lecture will also cover crown amputations sometime necessary in cases of tooth resorptions. Limited to 30 participants. **(DVMS Only)** This lab will be presented twice by different presenters. *Check schedule on page 17 for times.*

"Fill" Me in on the Latest in Restorations - A 1-hour lecture, then hands-on laboratory covering the basic equipment & materials with step by step instructions for dentin bonding and composite restorations. Indications, diagnostics, and contra-indications for restorations will be covered. Following the lecture, participants will be given the opportunity to apply dentin bonding, prepare cavity preparations, fill preparations with composite materials and finish the restorations. Limited to 30 participants.

Mandibular Fracture Repair - This laboratory will focus on mandibular fracture repair on a Sawbones model with bilateral mandibular body fractures. A combination of techniques such as interdental wiring and interfragmentary wiring will be applied for reduction and stabilization. An introductory lecture will be given at the beginning of the laboratory. The focus of the lecture will be mostly on maxillofacial trauma and achieving normal occlusion, a cornerstone of jaw fracture repair. To that point, pharyngotomy tube placement will also be discussed and demonstrated to facilitate appliance placement and to maintain correct occlusion. Proper placement of wire and composite appliances in the mouth will be reviewed and practiced. Composite application will be practiced in combination with the four basic interdental wiring techniques (Ivy loop, Stout, Essig, and Risdon). Interfragmentary wiring techniques will be utilized for treatment of a three-piece mandibular body fracture. Standard equipment for minimally-invasive jaw fracture repair will be discussed and will be available for use during the laboratory. Stabilization of caudal mandibular or TMJ fractures with maxillomandibular fixation will be demonstrated. A limited number of canine and feline cadavers will be available for demonstration purposes and for supplemental practice by attendee as time permits. This laboratory would be ideal for those preparing for the AVDC examination and trainees in dental residency programs. Limited to 30 participants. **(DVMS Only)**

Complications of Extractions: Hands on Laboratory - This hands-on laboratory will help veterinarians understand and handle the most common complications of extractions, including oronasal fistula repair, fractured root tip removal and rostral mandibular fracture. There will be a required lecture session separately within the schedule to allow for maximum hands-on time in the laboratory. This lecture will also address how to avoid these common complications. Limited to 24 participants. **(DVMS Only)**

LABORATORIES AND SCHEDULE

CONTINUED...

Crown Preparations - Hands on laboratory covering indications for crown therapy, how to prepare a tooth for a crown and obtain proper margins, obtain appropriate impressions and bite registration and how to make stone models. Prosthodontics is the dental specialty pertaining to the diagnosis, treatment planning, rehabilitation and maintenance of the oral function, comfort, appearance and health of patients with clinical conditions associated with missing or deficient teeth and/or oral and maxillofacial tissues using biocompatible substitutes. Limited to 30 participants.

Primate and Lions, Mountain Lions, Tiger: Radiology, Endodontics & Exodontics, oh my! - This lab will cover a variety of disciplines in zoo/captive wild animal dentistry on actual skull/cadavers. Radiographic techniques explained in the lecture will be practiced on the skulls of a bear, tiger, chimpanzee, and wallaby. Skull/cadavers will be used to learn endodontic access, canal shaping (hand Files and Dentsply-Sirona rotary system), and obturation. Surgical root canal approach will also be demonstrated. Primate caries is a common diagnosis. Extracted and sterilized human teeth will be used to perform cavity preparation, and restoration. Conventional root canal therapy can also be practiced on these teeth for primates. Surgical extractions on the skull/cadavers. (**Lab Ideal for Preparation for PEIVDF Mission Trips*) Limited to 20 participants.

Rabbit and Rodent Dentistry Lab - Master the skills required to diagnose and manage one of the most frequent reasons for presentation of exotic companion mammals to your practice. Learn proper oral examination with the best equipment and perform these common procedures including occlusal equilibration, extract teeth both intraorally and extraorally and how to deal with abscesses. Limited to 30 participants.

The Technician's Role in Endodontic and Prosthodontic Procedures - (AVDT Mentees ONLY) - Endodontics is the branch of veterinary dentistry that involves the diagnosis and treatment of diseases of the pulp and periradicular tissue. This 2 ½ hour laboratory will demonstrate the variety of methods used to diagnose endodontic disease as well as a variety of procedures that are utilized to treat endodontic disease. These procedures include: vital pulp therapy, conventional root canal therapy, and surgical root canal therapy (apicoectomy). This laboratory will focus on the veterinary dental technician's role in preparing for and assisting in these procedures. Prosthodontics is that branch of dentistry that deals with the artificial replacement of natural teeth or associated structures. **Prosthodontics** in veterinary dentistry usually means crowns. There are many cases in veterinary dentistry where crown restoration is indicated. This 2 ½ hour laboratory will demonstrate the techniques involved with preparing teeth for crown restoration, impression taking for crown restoration as well as the procedure for crown cementation. Differences between the various crown choices (full jacket cast metal vs. porcelain) as well as 3/4 crowns will be demonstrated as well. This laboratory will focus on the veterinary dental technician's role in preparing for and assisting in these procedures. Limited to 24 participants.

Vet Tome Assisted Surgical Extraction Techniques in Dogs and Cats

This laboratory is intended for practitioners that have confidence and experience in fundamental extraction and mucoperiosteal flap techniques. An introduction and use of the mechanical Vet Tome (Periotome) to assist in severing the periodontal ligament to facilitate extractions will be presented. The Vet Tome will be utilized for simple extractions in addition to a tool to enhance surgical extraction of the strategic teeth in the dog and cat. Challenges with extraction of a large dog dilacerated maxillary 3rd incisor, augmentation and simplification of canine tooth surgical extractions, and the use of the Vet Tome to approach difficult surgical extractions will be performed in the laboratory. A 25-minute presentation to the lab attendees at the beginning of the laboratory is necessary. The lecture will cover the principles of Vet Tome instrumentation and the mechanical principles behind the atraumatic technique. A presentation of how and where the Vet Tome can be utilized to facilitate and enhance extraction techniques will be presented. The Vet Tome can decrease bone removal necessary for difficult extractions and for removal of tooth roots at dilacerated angles. The Vet Tome offers practitioners with an additional method to effectively and efficiently extract teeth while minimizing collateral hard and soft tissue trauma. Limited to 16 participants. (DVMs Only)

Rostral Maxillectomy and Mandibulectomy - Oral Surgery - Hands on laboratory covering indications for rostral mandibulectomy and maxillectomy, appropriate margins required for the most common oral tumors, how to determine surgical margins, proper surgical techniques, equipment and materials needed and performing the surgeries step-by-step. Limited to 30 participants. (DVMs Only)

Regional Nerve Blocks and Periodontal Therapy for Technicians - Instruction in delivering an effective regional block. Instruction in hand instrumentation and periodontal therapy. Limited to 30 participants.

Palate Surgery Lab - This laboratory will focus on the various techniques for repairing congenital and acquired palatal defects. There will be an opportunity to create various palatal defects followed by repair of the defects in a hands-on laboratory setting. Congenital palatal techniques that may be performed include: repairing congenital palatal defects utilizing the medially repositioned double-flap technique with a midline appositional closure or the overlapping flap technique. Various surgical techniques that may be performed for repair of acquired palatal defects include: buccal flaps, rotation flaps, advancement flaps, split palatal U-flaps and island flaps. Alternatively, a new technique for repair of large centrally located palatal defects involving creation of large bilateral overlapping buccal flaps may be performed. Limited to 30 participants. (DVMs Only)

PEIZOTOME cube (LED) for Atraumatic Tooth Extractions and

Bone Surgery Lab - The Cube utilizes the piezoelectric technology to allow for the cutting of bone and is also capable of severing the periodontal ligament (due to its unique structure). This device serves to preserve the bony architecture of the alveolus and by so doing will help with the eventual implant of replacement dentition where needed.

There is the added advantage of utilizing the osteotomy attachments to stimulate the regional acceleratory mechanism, speeding up the orthodontic tooth movement. Limited to 20 participants. (DVMs Only)

Oral Examination and Charting - This laboratory is intended to train attendees to perform and record a thorough oral examination including probing and charting. Limited to 24 participants.

2019 VDF PROGRAM GRID - FRIDAY LABS

PRE-REGISTERED ATTENDEES ARE REQUIRED TO SIGN IN AT ROOM TO ENTER LABS.

TIME	SEGURA 5	SEGURA 3-4	SEGURA 1-2	DEL LAGO 1-2	DEL LAGO 3-4
8:00-10:00am	Regional Anesthesia and Pain Management Lab (W Gengler)	Canine Extraction Lab (J D'Astous)	Crown Preparation Lab (R Furman)	PIEZOTOME® cube (LED) for atraumatic tooth extractions and bone surgery (T Surgeon)	Essential Periodontal Therapy: The Necessary Equipment and Techniques for Proper Diagnosis (C Weldin, R Brannon, P Mitchell)
10:00-12:00pm	Regional Anesthesia and Pain Management Lab (W Gengler) Repeated				
12:00-1:30pm	Box Lunches available in exhibit hall for registered attendees and exhibitors (1 each) **See schedule on pages 5-6 for meetings held over the lunch hour.				
1:30-3:30pm	Feline Radiography Lab "Positioning for Perfect Rads" Techs and DVMs (P. March)	Feline Extraction Lab (E Ribka)	Endo II - Endodontic Debridement Lab (B Shope)	Palate Surgery (S Manfra Marretta)	Endo III - Endodontic Obturation Lab (M Balke and K Wingo)
3:30-5:30pm	Feline Radiography Lab "Positioning for Perfect Rads" Techs and DVMs (P. March) Repeated				

2019 VDF PROGRAM GRID - SATURDAY LABS

PRE-REGISTERED ATTENDEES ARE REQUIRED TO SIGN IN AT ROOM TO ENTER LABS.

TIME	SEGURA 5	SEGURA 3-4	SEGURA 1-2	DEL LAGO 1-2	DEL LAGO 3-4
8:00-10:00am	Canine Radiography Lab "Positioning for Perfect Rads" Techs and DVM's (G Modrcin)	Feline Extraction Lab (M Blazeovich) Repeated	Techniques for Completing Difficult Extractions and Dealing with Complications of Extractions (K Bannon)	Mandibular Fracture Repair (K Taney, C Snyder)	The Technician's Role in Endodontic and Prosthodontic Procedures - Open to AVDT Mentees Only (VTS Training Lab) (5 hour lab – COMMENING AT 7AM) (W Gingerich)
10:00-12:00pm					
12:00-1:30pm	Box Lunches available in exhibit hall for registered attendees and exhibitors (1 each) **See schedule on pages 5-6 for meetings held over the lunch hour.				
1:30-3:30pm	Canine Radiology Lab "Positioning for Perfect Rads" (B Gaddis) Repeated	Canine Extraction Lab (L Legendre) Repeated	Rostral Maxillectomy and Mandibulectomy (R Furman)	Dental Restorations Lab "Fill Me Up" (B Niemiec)	Oral Examination and Charting (T Smith and B Altier)
3:30-5:30pm					Periodontal Instruments: Use, Care and Maintenance (K Kan-Rohrer)

2019 VDF PROGRAM GRID - SUNDAY LABS

PRE-REGISTERED ATTENDEES ARE REQUIRED TO SIGN IN AT ROOM TO ENTER LABS.

TIME	SEGURA 5	SEGURA 3-4	SEGURA 1-2	DEL LAGO 1-2	DEL LAGO 3-4
8:00-10:00am	Primate and Lions, Mountain Lions, Tiger: Radiology, Endodontics & Exodontics, oh my! (D Winter) *Ideal for Preparation for PEIVDF Mission Trips	Rabbit and Rodent Dentistry (L Legendre)	Techniques for Completing Difficult Extractions and Dealing with Complications of Extractions (E Vicari) Repeated	Regional Nerve Blocks and Periodontal Therapy Lab for Technicians (A Mills)	Vet Tome Assisted Surgical Extraction Lab (K Stepaniuk)
10:00-12:00pm					
12:00-1:30pm	Lunch on your own. Exhibit Hall closes at 2:00pm.				
1:30-3:20pm					
3:30-5:20pm					



ProDen

PlaqueOff®

The Best in Oral Health Care

just got even better...



✔ **BAD BREATH**

✔ **GRAIN AND GLUTEN FREE**

✔ **PLAQUE**

✔ **NATURAL INGREDIENTS - MADE IN THE USA**

✔ **TARTAR**

✔ **100% SATISFACTION GUARANTEED**

Easy to use, ProDen PlaqueOff® comes in three unique ways to help support normal and healthy teeth, gums and breath odor.

Great for both cats and dogs, highly palatable and always working!

NO Alcohol, Anti-Bacterials, Artificial Preservatives, Antibiotics, Zinc, Xylitol or Enzymes.

Visit us in booth 606!!



sales@pet.dental
(866) 819-9111 • (360) 638-6169
www.pet.dental

 View PDF



Recommended by vets  for good oral health

Recommended by vets  for good oral health

FORUM SPEAKERS

SUBJECT TO CHANGE

Benita Altier, LVT, VTS (Dentistry)
Pawsitive Dental Education
Prosser WA 99350

Jamie Anderson, MS, DAVDC, DACVIM
Sacramento Veterinary Dental Services
2939 Mather Field Rd Ste 2
Rancho Cordova CA 95670

Boaz Arzi, DVM, DAVCD, DEVDC
University of California, Davis
1 Garrod Drive
Davis CA 95616

Michael Balke, DVM, FAVD
Arizona Veterinary Dental Specialists
7908 E Chaparral Rd Ste 108
Scottsdale AZ 85250

Kris Bannon, DVM, DAVDC, FAVD
Veterinary Dentistry and Oral Surgery
5 Camino Kursten
Algodones NM 87001

Brett Beckman, DAVDC
Veterinary Dentistry Inc
225 Waymont Court #111
Lake Mary FL 32746

Cindy Bell, DVM, DACVP
Kansas State University
Dept of Diagnostic Medicine and
Pathobiology
1800 Dennison Ave
Manhattan KS 66506

Jan Bellows, DVM, DAVDC, ABVP
All Pets Dental
17100 Royal Palm Blvd
Weston FL 33326

Lana Bissett, DVM
Southern CA Vet Dental Specialties &
Oral Surgery
2409 S Vineyard Ave Ste O
Ontario CA 91761

Melissa Blazeovich, DVM
Gulf Coast Veterinary Specialists
2424 E TC Jester Blvd Apt 3306
Houston TX 77008

Tina Brandon Abbatangelo, DDS
UNLV School of Dental Medicine
4505 S Maryland Pkwy
Las Vegas NV 89154

Randi Brannan, DVM, DAVDC, FAVD
Animal Dental Clinic
Advanced Dentistry & Oral Surgery
15800 SW Upper Boones Ferry Rd 300
Lake Oswego, OR 97035

Elizabeth Brine, DVM, DAVDC
Animal Emer & Referral Center of MN
758 Lincoln Ave
Saint Paul MN 55105

Sabrina Brounts, DVM, PhD, DACVS,
DECVS, DACVSMR
University of Wisconsin-Madison
Dept of Surgical Sciences
2015 Linden Drive
Madison WI 53706

Paul Camilo, CVPM
Veterinary Consultation Services
5500 Oakwood Rd
Plantation FL 33317

Robert Campbell, DVM, DAVDC
Calgary Animal Referral & Emer Centre
7140 12 St SE
Calgary AB T2H 2Y4
CANADA

Chris Carter, DVM, FAVD
VCA Animal Care Ctr of Sonoma Co
650 Speers Rd
Santa Rosa CA 95409

Daniel Clayton, VMD
Veterinary Dental Services LLC
530 Massachusetts Ave
Boxborough MA 01719

Jerome D'Astous, DVM, IPSAV, DAVDC
Centre Veterinaire Daubigny
3405 Blvd Wilfrid-Hamel
Quebec QC G1P 2J3
CANADA

Eric Davis, DVM
6867 E Genesee St
Fayetteville NY 13066

Jason Dickey, DVM
Equine Veterinary Dental Services
PO Box 333
Granville OH 43023

Neetza Drake, CVT, VTS (Dentistry)
Southern Oregon Veterinary Specialty
Center
3265 Biddle Rd
Medford OR 97504

Yvan Dumais, DVM, DAVDC
University of Montreal
1500 des Veterinaires
Bureau 3478
St-Hyacinthe Quebec J2S 7C6
CANADA

Amy Edwards, RVT, VTS (Dentistry)
Atlanta Veterinary Dental Services
4435 Ambassador Way
Cumming GA 30040

Jack Easley, DVM, MS, DABVP, DAVDC
Equine Veterinary Practice LLC
PO Box 1075
Shelbyville KY 40066

Edward Eisner, DVM, DAVDC, CHZWD
VCA Highlands Ranch Animal Specialty
and Emergency Center
5640 County Line Pl Ste 1
Highlands Ranch CO 80126

Jeanette Eliason, CVT, RDH, VTS
(Dentistry)
University of Penn Dentistry and Oral
Surgery Department
900 Delancey St
Philadelphia PA 19140

Robert Fecchio, DVM, PhD, MSc, AVDC
Zoo and Wild Animals Dentistry Fellowship
num. 221 Ap.21
Sao Bernardo do Campo SP
BRAZIL

Kristina Feigin, DVM
Veterinary Dental Services
530 Massachusetts Ave
Boxborough MA 01719

Nadine Fiani, BVSc, DAVDC
Cornell University
930 Campus Rd
Ithaca NY 14853

Judy Force, DVM, DAVDC, FAVD
Dentistry for Animals
8035 Soquel Dr #45
Aptos CA 95003

Robert Furman, BVMS, MRCVS
Veterinary Dental Specialties and Oral
Surgery
1350 Reynolds Ave #116
Irvine CA 92614

Bert Gaddis, DVM, DAVDC
Indian Springs Animal Clinic
1583 Cahaba Valley Rd
Pelham AL 35124

Wade Gingerich, DVM, DAVDC
Pet Dental Center
28901 Trails Edge Blvd Ste 102
Bonita Springs FL 34134

Stephanie Goldschmidt, BVM&S
University of Minnesota COVM
1365 Gortner Ave
St Paul MN 55108

Barden Greenfield, DVM, DAVDC
Memphis Veterinary Specialists
Arkansas Veterinary Emergency and
Specialty Hospital
555 Trinity Creek Cove
Cordona TN 38018

Kirsten Hailstone, BVMS BSc
Adelaide Animal Emergency & Referral
Service
119 Anzac Hwy
Kirralta Park South Australia 5037
AUSTRALIA

Fraser Hale, DEVM, FAVD, DAVDC
Hale Veterinary Clinic
159 Fife Rd
Guelph ON N1H 7N8
CANADA

Colleen Heney, DVM
University of California-Davis
One Shields Drive
Davis CA

Brian Hewitt, DVM, DAVDC
Cheyenne West Animal Hospital
3650 N Buffalo Dr
Las Vegas NV 89129

Katie Holthusen, CVT, VTS (Dentistry)
The Pet Dentist
13501 Icot Blvd #106
Clearwater FL 33760

Naomi Hoyer, DVM, DAVDC
Assistant Professor, CSU
2225 Moss Rose Lane
Fort Collins CO 80526

Stephanie Johnson, BAS, CVT, VTS
(Anesthesia/Analgesia, Dentistry)
BluePearl Veterinary Partners
308 W 7200 S
Midvale UT 84047

Jin Jung, DVM
University of Pennsylvania SOVM
Dentistry and Oral Surgery Service
3800 Spruce St
Philadelphia PA 19104

Kimi Kan-Rohrer, RDHAP, BSDH
UC Davis Vet Med Teaching Hospital
Davis CA 95616

Jan Klasen, DVM
Tierklinik Gernersheim
Konrad-Adenauer-Strasse 33
Gernersheim RLP 76726
GERMANY

Katherine Kling, DVM
University of Illinois
Veterinary Clinical Medicine, Dentistry
1008 W Hazelwood Dr
Urbana IL 61802

Loïc Legendre, DVM, DAVDC, DEVDC
Northwest Veterinary Dental Services
4037 Sunset Blvd
North Vancouver BC V7R 3Y7
CANADA

John R. Lewis, VMD, FAVD, DAVDC
NorthStar VETS
Dentistry and Oral Surgery
315 Robbinsville-Allentown Rd
Robbinsville NJ 08691

Elizabeth Ley, DVM, MS
Veterinary Dental Specialties and Oral
Surgery
5775 Chesapeake Ct
San Diego CA 92123

Crystal Loh, BSc, DVM, MANZCVS
AUSTRALIA

Michael Lowder, DVM, DAVDC/EQ
University of Georgia, Associate Prof
2200 College Station Rd
Athens GA 30602

Ellen Lowery, DVM, PhD, MBA
Professor of Practice
Kansas State University
22201 W Innovation Dr
Olathe KA 66061

Ira Luskin, DAVDC, DEVDC, FAVD
Animal Dental Centers
1209 Cromwell Bridge Rd
Towson MD 21286

Sandra Manfra Marretta, DVM, DACVS,
DAVDC
University of Illinois COVM
1815 County Rd 900 North
Philo IL 61864

Patricia March, RVT, VTS (Dentistry)
Animal Dental Center
Parkville MD 21234

Django Martel, DVM, DAVDC
Animal Medical Center
510 E 62nd St
New York NY 10065

Jennifer Mathis, DVM, CVPP
Animal Dentistry Referral Services
1326 Sunset Drive
Norwalk IA 50211

Amelie McAndrews, DVM
Garden State Equine Veterinary
Dentistry
6 Stilwell Place
Freehold NJ 07728

Jill Medenwaldt, CVT, VTS (Dentistry)
Univ of Wisconsin Veterinary Care
2015 Linden Drive
Madison WI 53711

Anne Mills, LVT, VTS Dentistry
Orlando Veterinary Dentistry
225 Waymont Ct Ste 111
Lake Mary FL 32746

Gottfried Morgenegg, DVM
Tierzahnarzt
Dorfstrasse 70
Obfelden ZH 8912
SWITZERLAND

Gary L Modrcin, DVM, DAVDC
BluePearl Veterinary Partners
11950 W 110th St Ste B
Overland Park KS 66210

Crystal Motz, LVT, VTS (Clinical
Practice, Canine/Feline)
Companions Animal Hospital
1798 Merrick Rd
Merrick NY 11566

Bran Murphy, DVM, PhD, DACVP
UC Davis, Associate Professor
4206 VetMed 3A
One Shields Ave
Davis CA 95616

Sirirat Nantavisai, DVM
Chulalongkorn University
Henry Dunant Rd
Pathumwan Bangkok 10330
THAILAND

FORUM SPEAKERS

SUBJECT TO CHANGE

Maria Nellessen, CVT, VTS (Dentistry)
1381 Floral Drive West
Arden Hills MN 55112

Kevin Ng, BSc, BVMS, MANZCVS
Cornell University
1453 Trumansburg Rd
Ithaca NY 14850

Brook A. Niemiec, DVM, DAVDC,
DEVDC, FAVD
Southern California Veterinary Dental
Specialties and Oral Surgery
5775 Chesapeake Ct
San Diego CA 92123

Debra Nossaman, DVM, FAVD, DAVDC
Dallas Veterinary Dentistry and Oral
Surgery
2700 W State Hwy 114 Ste 2
Grapevine TX 76051

Bob Partridge, BVM&S, DEVDC,
MRCVS
VetDentist.INFO
143 Shadwell Lane
Leeds W Yorks LS17 8AE
UK

John Pegg, DVM
Colorado State University
300 W Drake Rd
Fort Collins CO 80523

Santiago Peralta, DVM, DAVDC
Cornell University COVM
Department of Clinical Sciences
Ithaca NY 14853

Caroline Proulx, DVM, DES
Centre Hospitalier Universitaire
Vetinaire
3200 rue Sicotte
Saint-Hyacinthe QC J2S 2M2
CANADA

Jennifer Rawlinson, DVM, DAVDC
Colorado State University
4816 Regency Dr
Fort Collins CO 80526

Molly Rice, DVM
Midwest Veterinary Dental Services
PO Box 466
Elkhorn WI 53121

Erin P. Ribka, DVM
Gulf South Veterinary Dentistry and Oral
Surgery
524 Moss St
New Orleans LA 70119

Denise Rollings, CVY, VTS (Dentistry)
Pet Dental Education LLC
9506 Silver Pine Loop
Fort Myers FL 33967

Kari Sanderson, DVM
PO Box 676
Kiowa CO 80117

Lindsey Schneider, DVM
Cornell University Hospital for Animals
VMC Box 35
Ithaca NY 14853

Bonnie Shope, VMD, DAVDC
Veterinary Dental Services LLC
530 Massachusetts Ave
Boxborough MA 01719

Mark Skeels, DVM, DABVP
Heska Imaging
150 Capital Dr Ste 280
Golden CO 80401

Margie Smith, BS, DVM
Colorado State University
Dentistry and Oral Surgery
300 W Drake Rd
Fort Collins CO 80523

Tammi Smith, M.Ed, CVT, VTS Dentistry
Vet Dental Education Services Inc
532 SW Leisure Lane
Port S Lucie FL 34953

Christopher Snyder, DVM, DAVDC
Dept of Surgical Sciences
University of Wisconsin-Madison
School of Veterinary Medicine
2015 Linden Dr
Madison WI 53562

Jason W Soukup, DVM, DAVDC
University of Wisconsin-Madison
2015 Linden Drive
Madison WI 53706

Sharon Startup, DVM, DAVDC
Animal Dental Services
3834 Wilani Rd
Knoxville TN 37919

Kevin Stepaniuk, DVM, FAVD, DAVDC
Veterinary Dentistry Education and
Consulting Services
Ridgefield WA 98642

Amy Stone, DVM, PhD
University of Florida COVM
8140 NW 43rd Lane
Ocala FL 34482

Peter Strom, DVM, MSc, DAVDC,
DEVDC
Slottsmollan
Nordre Tegkaj 24, 1.th
Copenhagen SV 2450
DENMARK

Thoulton Surgeon, DVM, FAVD, DAVDC
ANC Veterinary Dental Referral Ctr
1 Cottage Place
New Rochelle NY 10801

Joyce Tai, DVM, MS
University of Pennsylvania
3900 Delancey St Office 3113
Philadelphia PA 19104

Kendall Taney, DVM, DAVDC, FAVD
Center for Veterinary Dentistry and Oral
Surgery
9041 Gaither Road
Gaithersburg MD 20877

Graham Thatcher, DVM, DAVDC
University of Wisconsin-Madison
2130 Lakeland Ave
Madison WI 53704

Amy Thomson, DVM
University of Wisconsin-Madison
614 E Johnson St, Apt 318
Madison WI 53703

Claudia True, DVM
Woodside Equine Clinic
PO Box 989
Ashland VA 23005

Erin Vicari, VMD, DAVDC
Animal Emer and Referrary Dental Ctr of MN
1163 Helmo Ave N
Oakdale MN 55128

Caroline Washington, DVM
Barrington Animal Hospital
216 S Northwest Hwy
Barrington IL 60010

Carol C Weldin, RDH, BS
1520 Diablo Vista Road
Alamo CA 94507

Kipp Wingo, DVM, DAVDC
Arizona Veterinary Dental Specialists
1109 E Falling Star Rd
Phoenix AZ 85086

Douglas Winter, DVM, DAVDC
Midwest Animal Dentistry & Oral
Surgery
7700 W 45th St N
Maize KS 67101

The definition of family
has evolved and so have we.™



pet ESSENTIAL

healthy mouth™

Sourced from Nature. Backed by Science.
Substantiated for Safety.™

Change your horse's mouth. Change your horse's life.™

KEY EQUINE
KEYmouth[®] Supplement & KEYmouth Gel™



pet:ESSENTIAL

healthy mouth[®] NUTRINEEDS™

by W. Jean Dodds, DVM, Animal Nutrition Expert

We Treat Your Pets Like Humans Because They Teach Us To Be More Human.™



Preident to Prevent™



The Dental Chew That
Does The Work For You.™

VENDOR PRODUCT & SERVICE CROSS-REFERENCE GUIDE

The VDF provides the following vendor product referral guide to help you cross reference products with participating vendors. The products identified below are submitted by vendor companies. Vendor products are represented only if the vendor supplied the requested information to the VDF by August 1st or had previous records on file. Please see the complete vendor list, following this cross reference page, for a full list of participating vendors and their product descriptions. The VDF does not endorse any product or company by publishing this listing or other vendor information in this program.

DENTAL/SURGICAL EQUIPMENT	DIAGNOSTIC EQUIPMENT	DENTAL SUPPLIES & INSTRUMENTS
<p>AllPro Imaging Apixia, Inc. CBi Coltene Covetrus Delmarva 2000 DenMat Dental Focus, LLC Dentalaire Products International Dentsply Sirona Designs for Vision Dispomed Eclipse Loupes and Products Enova Illumination GerVetUSA Inc. Heska Hot Dog Patient Warming iM3, Inc. Jorgensen Laboratories MAI Animal Health MedCo Instruments Midmark Corporation Midwest Veterinary Supply Patterson Veterinary Supply Planmeca RGP Dental Rose Micro Solutions Securos Shippo Dental & Specialty Products Skulls Unlimited International, Inc. STERIS Animal Health Surgitel/General Scientific Corp.</p>	<p>AllPro Imaging ANTECH Diagnostics Apixia, Inc. Covetrus Dental Focus, LLC Dentalaire Products International Dentsply Sirona DermaZoo/OtoPet-USA Heska Jorgensen Laboratories Midmark Corporation Modern Veterinary Therapeutics Midwest Veterinary Supply Patterson Veterinary Supply petMAP Planmeca Veterinary Anesthesia Systems, Inc.</p>	<p>Apixia, Inc. CBi Cislak Manufacturing, Inc. Coltene Covetrus Dentsply Sirona Diatech Dental Focus, LLC Dentalaire Products International DermaZoo/OtoPet-USA Eclipse Loupes and Products GerVetUSA Inc. Heska Hu-Friedy Mfg Co., LLC iM3, Inc. Jorgensen Laboratories MAI Animal Health MedCo Instruments Midmark Corporation Patterson Veterinary Supply PKB Animal Health Planmeca Rose Micro Solutions Shippo Dental & Specialty Products Tartar Shield Pet Products TriLogic Pharma Veterinary Anesthesia Systems, Inc. Veterinary Transplant Services</p>
PHARMACEUTICALS/ LABORATORY SERVICE	BOOKS / PERIODICALS & EDUCATION AID	CLINIC/EXAM ROOM FURNISHINGS
<p>Boehringer Ingelheim Dechra Veterinary Products DermaZoo/OtoPet-USA Jurox, Inc. Midwest Veterinary Supply Modern Veterinary Therapeutics Patterson Veterinary Supply PKB Animal Health TriLogic Pharma Virbac USA</p>	<p>Elsevier Medical Books by Success Concepts Midmark Corporation Skulls Unlimited International, Inc. Veterinary Dental Specialties & Oral Surgery</p>	<p>Midmark Corporation Patterson Veterinary Supply Precision Ceramics Dental Laboratory RGP Dental .</p>

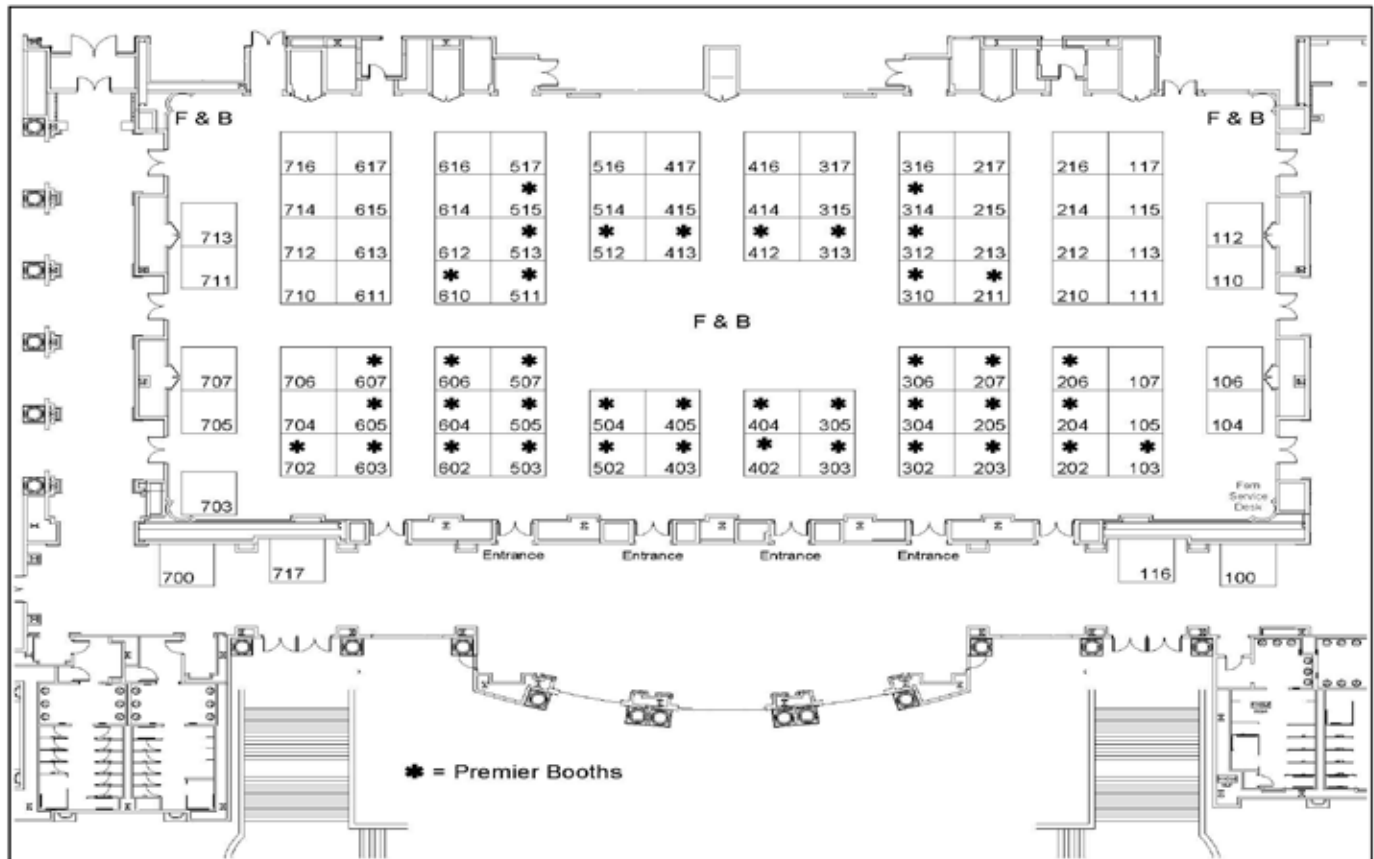
VENDOR PRODUCT & SERVICE CROSS-REFERENCE GUIDE

CONTINUED...

MARKETING RESOURCES/ RECRUITING/CONSULTING	WOUND CARE/HOME CARE	CONSUMABLES
<p>Doctor Multimedia Midmark Corporation VetMatrix</p>	<p>Addison Biological Laboratory, Inc. Dechra Veterinary Products Elite Science Vet HealthyMouth, LLC Jorgensen Laboratories MedCo Instruments MedTech International Group PKB Animal Health Swedencare USA (formerly SV Dist.) Tartar Shield Pet Products TriLogic Pharma Veterinary Transplant Services</p>	<p>Dechra Veterinary Products Dentalaire Products International HealthyMouth, LLC Heska MAI Animal Health Midmark Corporation Midwest Veterinary Supply Pets Best Life LLC PKB Animal Health SelenBio Dental STERIS Animal Health Tartar Shield Pet Products</p>
DENTAL CHARTING/ CLINIC SOFTWARE	DISTRIBUTORS	THERAPY/REHABILITATION EQUIPMENT
<p>Animal Dental Chart Inc. Animal Dental Solutions ezyVet GerVetUSA Inc. Vet Dental Charts Veterinary Dental Specialties & Oral Surgery</p>	<p>Covetrus MedCo Instruments MWI Animal Health Patterson Veterinary Securos Shipps Dental & Specialty Products</p>	
LASERS	LOUPES, LED LIGHTS	OTHER
	<p>Designs for Vision Eclipse Loupes and Products Enova Illumination Rose Micro Solutions Surgitel/General Scientific Corp.</p>	<p>Cheshire Partners Cubex Elsevier Hot Dog Patient Warming NorthStar VETS RGP Dental Specialty Oral Pathology for Animals Veterinary Information Network (VIN)</p>

EXHIBIT HALL FLOOR PLAN

2019 Exhibit Hall Floor Plan - JW Marriott Palazzo Ballroom



EXHIBITORS BY BOOTH NUMBER

- | | | |
|---|---|--|
| 103 - Surgitel/General Scientific Corp | 315 - Vet Dental Charts | 605, 607 - HealthyMouth, LLC |
| 104 - Medical Books by Success Concepts | 316 - ezyVet | 606 - Swedencare USA Inc. |
| 105 - Animal Dental Chart Inc. | 317 - Heska | 610, 612 - Dechra Veterinary Products |
| 106 - SelenBio Dental | 402, 303, 404, 305 - iM3, Inc. | 611, 613, 615 - Planmeca |
| 107 - petMAP | 403 - Covetrus North America | 614 - Cubex |
| 110, 112 - GerVetUSA Inc. | 405 - Coltene | 616 - Cheshire Partners |
| 111 - Jorgensen Laboratories | 412 - Tartar Shield Pet Products | 617 - DenMat |
| 113 - MedTech International Group | 413 - Veterinary Transplant Services | 702 - Rose Micro Solutions |
| 115 - Pets Best Life LLC | 414 - Medco Instruments | 703 - Specialty Oral Pathology for Animals |
| 117 - STERIS Animal Health | 415 - Doctor Multimedia | 704 - PKB Animal Health |
| 202 - Hot Dog Patient Warming | 416 - Boehringer Ingelheim | 705 - Jurox Inc. |
| 203, 205, 207 - Cislak, Mfg. Inc. | 417 - Apixia Inc. | 706 - Dispomed |
| 204 - SC Veterinary Dental Specialties | 502 - TriLogic Pharma | 707 - Dentsply Sirona |
| 206 - Designs for Vision | 503, 505, 507 - Midmark Corporation | 710 - Eclipse Loupes and Products |
| 210 - MWI Animal Health | 504 - Shippo Dental | 711 - Midwest Veterinary Supply |
| 211, 213 - Enova Illumination | 511 - Virbac USA | 712 - Hu-Friedy Mfg. Co., Inc. |
| 212 - Securos | 512 - Dentalaire Products | 713 - NorthStar VETS |
| 214 - Animal Dental Solutions | 513, 515 - Dental Focus LLC | 714 - DermaZoo/OtoPet USA |
| 215, 217 - MAI Animal Health | 514 - Elite Science Vet | 716 - ANTECH Diagnostics |
| 216 - Precision Ceramics Dental Lab | 516 - CBI | |
| 302 - Delmarva 2000 | 517 - Moden Veterinary Therapeutics | 100 - Palazzo Ballroom Foyer - AVDT |
| 304, 306 - ALLPRO Imaging | 602 - Elsevier | 116 - Palazzo Ballroom Foyer - VOHC |
| 310, 312, 314 - Patterson Veterinary | 603 - Skulls Unlimited International Inc. | 700, 717 - Palazzo Ballroom Foyer - VIN |
| 313 - Addison Biological Laboratory | 604 - RGP Dental | |

EXHIBITORS AND BOOTH NUMBERS

ADDISON BIOLOGICAL LABORATORY, INC.

BOOTH #313
507 North Cleveland Ave
Fayette MO 65248
800-331-2530 Phone
660-248-2554 Fax
www.addisonlabs.com

The leaders in zinc based oral care are proud to introduce MAXI/GUARD® Oral Cleansing Wipes! Be one of the first in the world to learn about this new product and inquire about receiving a free sample! Also, learn why experts in veterinary dentistry recommend MAXI/GUARD® Oral Cleansing Gel after oral surgery, after extractions and to aid in the healing of other severe conditions. See how MAXI/GUARD® OraZn® gains home care dental compliance where other products have failed.

ALLPRO IMAGING

BOOTH #304
1295 Walt Whitman Rd
Melville NY 11747
888-862-4050 Phone
516-433-7684 Fax
www.allpro-imaging.com

ALLPRO Imaging is the manufacturer of ScanX Duo™ Dental Imaging System with unique dual ports to process multiple PSP plates simultaneously. Larger plate sizes, i.e., sizes #4 and #6, can accommodate exotics as well as companion animal extremities. Our turnkey solutions make it easy to incorporate digital radiography into your practice. We also have added DR intra-oral sensor solution to our product portfolio and wall mounted X-ray generator to fulfill all your dental imaging needs. Come by our booth and inquire about our market leading solutions or visit us at www.allpro-imaging.com for more information.

ANIMAL DENTAL CHART INC.

BOOTH #105
6081 Tenth Line
Erin ON N0B 1T0
CANADA
888-922-3264 Phone
www.aimaldentalchart.com

Animal Dental Chart is the world's first touch-enabled Windows® PC application for veterinary practice management approved for use in AVDC Small Animal Residency sites. It includes easy and fast

selection of all current AVDC abbreviations for Dental Charts as well as Bone and Soft Tissue Charts for dogs, cat, puppies, and kittens. Freehand annotations can be done on all Charts. There is also an easy to use and intuitive Anesthetic Monitoring Chart along with completely customizable Consultations, Rechecks, Master Problem Lists, Progress Notes, and Case Summaries.

ANIMAL DENTAL SOLUTIONS

BOOTH #214
10125 SW Murdoch
Lake Oswego OR 97035
503-858-2271 Phone
http://Sabertoothcharting.com
Sabertooth Charting is a veterinary small animal digital dental charting system that is simple to use and visually pleasing. The information placed on the chart can be directly downloaded into a report format as client and referral based documents. Reports and dental charts can be downloaded into PDF format for emailing or attaching to client files.

ANTECH DIAGNOSTICS

BOOTH #716
7620 Mt. Herrmann St
Fountain Valley CA 92708
800-755-4725 Phone
760-683-6112 Fax

APIXIA INC.

BOOTH #417
18688 San Jose Ave
Industry CA 91748
626-810-9201 Phone
www.apixiavet.com
Apixia Inc. manufactures and distributes a complete range of products for veterinary dentistry solutions including dental X-ray imaging systems, dental surgery systems, scaling and polishing devices, consumables and dental materials.

BOEHRINGER INGELHEIM (SPONSOR)

BOOTH #416
3239 Satellite Blvd #500
Duluth GA 30096
www.boehringer-ingelheim.com
As a sustainable business, we embrace a focused and comprehensive corporate responsibility approach, aligned with our

strategy. Through our actions, we strive to address the most pressing sustainability challenges: disease emergence, food security, growth in demand for animal protein, animal well-being, stronger human-animal bond and environmental degradation.

CBI

BOOTH #516
501 W Prospect Rd
Oakland Park FL 33309
954-561-8597 Phone
954-563-1124 Fax
www.cbidental.com

CISLAK MFG, INC (SPONSOR)

BOOTH #203
7450 N Natchez Ave
Niles IL 60714
800-239-2904 Phone
847-647-1549 Fax
www.cislak.com
Cislak Manufacturing has been participating in the Vet. Dental Forum since 1990, the year our company was founded. Cislak Manufacturing produces the vast majority of our veterinary dental instruments in our factory in Niles, IL. Made from only the finest surgical grade stainless steel, Cislak has the instruments to fill all of your dental needs, from the most basic prophylaxis to the most advanced oral surgeries. Cislak also has a fine re-sharpening service to help you maintain the instruments you already have.

COLTENE (SPONSOR)

BOOTH #405
235 Ascot Pkwy
Cuyahoga Falls OH 44223
800-221-3046 Phone
330-645-8786 Fax
www.coltene.com
Coltene/Whaledent, Inc. is a global leader in dental consumables and small equipment covering the whole dental treatment process. Known in the veterinary marketplace for its endodontic products like GuttaFlow, Hygenic Ultrafil 3D, Gutta Percha, Posts; its infection control products line of Ultrasonic Cleaners, solutions and Scaling products in the Biosonic Ultrasonic Scaler. CWI also offers a wide assortment of Carbide Burs and Diamonds.



Patient trying to tell you something?

Just like people, pets can get Dry Mouth from medication too, which can lead to bad breath and periodontal disease. Oratene is the **ONLY** oral care that provides Dry Mouth Relief.



Oratene[®]
Brushless Oral Care

3 in 1 Action

- ✓ Combats Dry Mouth
- ✓ Dissolves Plaque Biofilm
- ✓ Eliminates Odor-Causing Bacteria



MADE IN USA

PKB Animal Health **pkb** INC.
www.pkbanimalhealth.com

EXHIBITORS AND BOOTH NUMBERS

CONTINUED...

COVETRUS NORTH AMERICA (SPONSOR)

BOOTH #403

400 Metro Place North
Dublin OH 43017
614-659-1828 Phone
888-329-3861 Fax
<http://covetrus.com>

Covetrus is a global animal-health technology and services company dedicated to empowering veterinary practice partners to drive new health and financial outcomes. We're bringing together products, services, and technology into a single platform that connects our customers to the solutions and insights they need to work best. Our passion for the well-being of animals and those who care for them drives us to advance the world of veterinary medicine.

CUBEX

BOOTH #614

1048 N 44th St, Ste 100
Phoenix AZ 85008
480-268-7955 Phone
www.cubex.biz

Discover how we automate processes to increase charge capture, lower inventory spend and improve regulatory compliance so you can focus on patient care.

DECHRA VETERINARY PRODUCTS (SPONSOR)

BOOTH #610

7015 College Blvd Ste 525
Overland Park KS 66211
913-327-0015 Phone
<http://www.dechra-us.com>

Dechra's companion animal portfolio focuses on dental care, endocrinology, dermatology, ophthalmology, anesthesia, fluid therapy, pain management, and joint health support. Dechra's dental line offers Vetrudent™ products featuring scientifically formulated Biotrate™ Technology which promotes good oral hygiene and helps fight tartar. Also featured are DenTees® and DentAcetic® products, with Sodium Hexametaphosphate which reduces plaque build-up and provides whitening and deodorizing.

DELMARVA 2000

BOOTH #302

21 Shay Lane
Milton DE 19968
302-645-2226 Phone
302-645-0954 Fax
www.delmarva2000.com
Delmarva 2000 Ltd., formerly Delmarva Laboratories, has been selling high quality dental equipment and accessories since 1989. Located in Milton, Delaware since our founding, our team of sales and manufacturing professionals strive to produce and sell quality and innovative products specifically designed and manufactured to meet the demands of veterinary professionals.

DENMAT

BOOTH #617

1017 W Central Ave
Lompac CA 93436
800-433-6628 Phone
www.denmat.com

DENTAL FOCUS LLC (SPONSOR)

BOOTH #513

30 Royal Rd Ste 1
Flemington NJ 08853
908-968-3553 Phone
908-237-3974 Fax
www.dentalfocus.biz

Sopix Digital Dental Sensor is the only sensor on the market that does not overexpose. Sopix Inside with X-Mind Unity is the only sensor on the market that does not over or under expose an image. Come check out our Cone Beam CT which has the largest field of view!

DENTALAIRE PRODUCTS INTERNATIONAL (SPONSOR)

BOOTH #512

17742 Mitchell N Ste B
Irvine CA 92614
800-866-6881 Phone
714-540-9947 Fax
www.dentalaireproducts.com
Dentalaire Products International provides equipment and supplies for every veterinary dentistry need. With the specific workflow needs of the veterinarian, Dentalaire's DTX Digital Dental Imaging System is rapidly becoming the system of choice worldwide. Stop by to see what's new or let us custom design a model

specific to your need. We also carry dental instruments, endodontic, restorative and consumable products specific to the veterinarian dentist.

DENTSPLY SIRONA (SPONSOR)

BOOTH #707

3030 47th Ave
Long Island City NY 11101
718-482-2104 Phone
vet.schickbysirona.com

At Dentsply Sirona, we are focused on empowering dental professionals to provide better, safer, faster dental care. We work with them to envision what's possible, then provide innovative solutions to achieve it. Education and support help move each procedure forward, ensuring the benefits of our innovations are realized. Everything we do is about helping dental professionals deliver the best possible dental care, for the benefit of their patients and practices today and for years to come.

DERMAZOO/OTOPET-USA

BOOTH #714

8909 Iverleigh Ct
Potomac MD 20854
301-365-0192 Phone
301-983-2369 Fax
www.dermazoo.com

DermaZoo has a dermatology and dental line of pharmaceuticals. KC Oto-Pack is thermally activated gel with Hydrocortisone and Ketoconazole. Glycozoo line (shampoo, otic) utilizes Glycolic and Boric acids. Potent medicated shampoos include GlycoBenz, Gly4Chlor, and GlyChlorK. TrisDent line utilizes Chlorhexidine Gluconate and TrisEDTA. Affordable video-otoscopes at OtoPet-USA.com (formerly MedRx).

DESIGNS FOR VISION

BOOTH #206

PO Box 520
Bohemia NY 11716
800-345-4009 Phone
631-585-3404 Fax
www.designsforvision.com
See the Visible Difference® with Designs for Vision's High Definition Imaging headlights and Micro Series Loupes. The WireLess Mini HDI and the LED DayLite® Micro provide 45% more illumination with fiberoptic-like quality. The new Micro

Make Me Smile Program (MMSP) Summary and Update



In 2013 the Make me Smile program (MMSP) was organized in concert with the generosity of veterinary equipment manufacturer Dentalaire Products International. DPI provided equipment at cost which the MMSP budget covers as a donation to the shelters. Some shelters can buy the equipment at cost or donate to the Foundation for Veterinary Dentistry from their donors. Members of the MMSP Committee have volunteered training manpower at various animal shelters throughout the country, with these members providing their own flights, motel rooms and meals during the visit to the shelters. In the past six years the MMSP Committee has provided equipment and training to five animal shelters and one zoo clinic.

The program is designed to give shelter veterinarians and technicians training to provide comprehensive oral health, assessment and treatment (COHAT) of oral concerns for their animals that are being placed for adoption. A COHAT is conducted on one to two animals during the visit to act as a wet lab for the instruction received in the morning and to be sure the staff knows how to use the equipment. The COHAT is conducted under general anesthesia and assessment will be done with full mouth radiographs and physical examinations.



In June 2019, MMSP Committee member Dr. Cindy Charlier, organized and provided training for the Chicago Anti-Cruelty Society shelter assisted by her technician, Stacy Bell, CVT. Dr. Charlier and Stacy donated their time and facility for the training and Dentalaire Products International donated equipment without compensation from the MMSP budget or funds from the Chicago Anti-Cruelty Society.

The MMSP Committee has an additional shelter in line for equipment and training in 2019. Center Valley Animal Rescue located in Quilcene, Washington is located on the Olympic Peninsula of the state and works with all species.

The MMSP Committee and all the shelters who have received support from the program are especially grateful to the generous supporters and donors who have made this program possible.

Barry L. Rathfon, DVM, MMSP Committee Chairman

EXHIBITORS AND BOOTH NUMBERS

CONTINUED...

Series loupes are 40% lighter and 50% smaller than other prismatic systems.

DISPOMED

BOOTH #706

745 Nazaile-Laurin
Joliette QC J6E 0L6
CANADA

800-363-1746 Phone

450-759-8181 Fax

www.dispomed.com

Building on its successes, Dispomed is rapidly expanding its horizons and developing new products. Our mission: offer high-end equipment ergonomically designed to facilitate your work and offer you comprehensive solutions. Today, Dispomed is increasingly recognized internationally. Whether in private clinics, research centers, zoos, the reputation of our family business is well established.

DOCTOR MULTIMEDIA

BOOTH #415

8070 La Jolla Shores Dr #528

La Jolla CA 92037

800-679-3309 Phone

www.doctormultimedia.com

We are experts in veterinary website design and veterinary marketing. We've worked intimately with veterinarians and vet hospitals of all sizes since 2010, providing them with cutting edge web solutions that turn the internet into an advantage for their clinics. We focus our website design and marketing efforts solely on the veterinary industry, and as a result we have developed proven campaigns that not only raise your bottom line, but enhance your clients' experience with you as well.

ECLIPSE LOUPES AND PRODUCTS

BOOTH #710

550 Center Rd #1

West Seneca NY 14224

877-585-4015 Phone

www.eclipseloupesandproducts.com

Eclipse Loupes and Products offers our customers something that simply no other company can do. We give you the ability to obtain the highest grade of quality loupes and lighting at the lowest costs available. Our recent additions of hand-pieces and curing lights have already taken the industry by storm. Our products come backed with a one-and-done lifetime warranty.

ELITE SCIENCE VET

BOOTH #514

433 Heights Dr

Gibsonia PA 15044

888-792-6203 Phone

888-883-1571 Fax

www.elitesciencevet.net

Elite Science VET™ brings you 1-TDC® Dual Action Periodontal & Joint Health, an advanced 2 in 1 natural solution for your patient's Periodontal and Joint Health. 1-TDC® is now a convenient twist-off heart-shaped soft gel capsule, the first of its kind. 1-TDC® Dual Action targets the gum health directly. 1-TDC® Dual Action, which is a cost effective veterinary-exclusive product, is now recommended by an increasing number of American Veterinary Dental Diplomates.

ELSEVIER

BOOTH #602

1600 JFK Blvd Ste 1600

Philadelphia PA 19103

215-239-3900 Phone

www.elsevierhealth.com

Elsevier is a world-leading provider of information solutions that enhance the performance of science, health, and technology professionals, empowering them to make better decisions, and deliver better care.

ENOVA ILLUMINATION (SPONSOR)

BOOTH #211

1717 Broadway St NE

Minneapolis MN 5413

651-236-857 Phone

www.goenova.com

Enova® Illumination stands alone as the first LED surgical headlight designer and manufacturer in the industry. Our headlights can be found in the best clinics, hospitals, universities and military bases. Today, Enova Illumination focuses solely on innovating new products to advance medical and surgical illumination.

EZYVET

BOOTH #316

3000 Internet Blvd #610

Frisco TX 75034

649-280-6210 Phone

www.ezyvet.com

ezyVet is a cutting edge forerunner in the cloud-based veterinary software market. Managing clients, animals, financials,

stock, reminders, lab integrations and much more. Boasting two-way integration with both XERO (cloud-based accounting) and Smart Flow Sheet (hospital regimes and electronic treatment whiteboard), ezyVet offers a truly connected solution. Perfectly tailored to suit small animal, referral, emergency & specialist, mixed animal and equine veterinary practices.

GERVETUSA INC

BOOTH #110

1188 Willis Ave Ste 801

Albertson NY 11507

516-385-3434 Phone

516-593-7400 Fax

www.GerVetUSA.com

HEALTHY MOUTH LLC

BOOTH #605

23823 Malibu Rd Ste 50466

Malibu CA

310-351-1343 Phone

310-919-2826 Fax

www.healthymouth.com

HealthyMouth, LLC. The definition of family has evolved and so have we! HealthyMouth's 50 VOHC accepted oral care products portfolio has expanded into revolutionary new brands. Healthymouth NutriNeeds, by W.Jean Dodds, DVM, Animal Nutrition Expert, are VOHC accepted Oral Care/Functional Superfood Supplements-in-One for 25 pet health issues. VOHC accepted, patent pending, TRUST Treats are first-of-their-kind, one ingredient superfood oral care/wellness chew treats with topical gel for dogs.

HESKA

(SPONSOR)

BOOTH #317

3760 Rocky Mountain Ave

Loveland CO 80538

800-464-3752 Phone

www.heska.com

Heska Corporation sells advanced, diagnostic veterinary products designed with the workflow of small animal and equine practitioners in mind. Accuracy, Ease of Use and Speed are paramount to Heska's offerings which include the Element In-House Suite, Cuattro Digital Radiography & Ultrasound and Optomed Endoscopy product lines.

EXHIBITORS AND BOOTH NUMBERS

CONTINUED...

HOT DOG PATIENT WARMING

BOOTH #202

6581 City West Pkwy
Eden Prairie MN 55344
866-484-3505 Phone
952-465-3501 Fax
www.vetwarming.com

Patient warming breakthrough featuring patented ThermAssure® conductive fabric. It's safe, effective, durable, and reusable. Clinically proven to be more effective than forced-air and warm water, without the issues associated with those warming methods. No hot air. No water. Just safe, even warmth. Satisfaction guaranteed!

HU-FRIEDY MFG CO LLC (SPONSOR)

BOOTH #712

3232 N Rockwell St
Chicago IL 60618
800-483-7433 Phone
www.hu-friedy.com

iM3, INC. (SPONSOR)

BOOTH #402

12414 NE 95th St
Vancouver WA 98682
800-664-6348 Phone
360-254-2940 Fax
www.im3vet.com

iM3 is a family owned veterinary Dental Company established in Sydney Australia over 28 years ago. In that time, iM3 has grown to become a leading veterinary dental company setting the standard in product innovation, industry firsts and continuing education. iM3 continues to design, develop and manufacture the latest veterinary dental machines, instruments, X-rays and dental consumables. The iM3 name is your guarantee of quality veterinary specific dental products coupled with the very best after sales support and warranty in the industry. Discover the difference!

JORGENSEN LABORATORIES

BOOTH #111

1450 Van Buren Ave
Loveland CO 80538 USA
970-669-2500 Phone
970-663-5042 Fax
www.jorvet.com

Jorgensen Laboratories is known for high quality surgical suture, instruments and equipment. See the Jorvet range of capital equipment including the Cool

Renewal cryosurgical kit, the Tonovet Plus, centrifuges, microscopes, anesthesia machines, monitoring devices and the latest in laser therapy.

JUROX INC.

BOOTH #705

1321 Burlington St
N Kansas City MO 64116
816-839-5631 Phone
913-956-7409 Fax
www.jurox.com/us
Jurox Animal Health is a family-owned veterinary pharmaceutical company headquartered in New South Wales, AUS. Jurox manufactures and distributes the canine and feline intravenous injectable anesthetic Alfaxan® Multidose (alfaxalone 10 mg/mL) in the U.S. Alfaxan Multidose is FDA-registered for 28-day use once the vial has been broached.

MAI ANIMAL HEALTH (SPONSOR)

BOOTH #215

605 Pro-Ject Dr
Elmwood WI 54740
800-447-0687 Phone
715-639-2335 Fax
www.maianimalhealth.com
MAI Animal Health™ is THE SOURCE for dental solutions. We provide a vast selection of both small animal and equine dental products and equipment designed uniquely for the veterinary community. We pride ourselves on providing superior service and education to support your successful veterinary dental practice. Visit us in Booth 215 to find out more.

MEDCO INSTRUMENTS

BOOTH #414

7732 W 96th Pl
Hickory Hills IL 60457
708-237-3750 Phone
www.medcoinstruments.com

MEDICAL BOOKS BY SUCCESS CONCEPTS

BOOTH #104

4255 S Buckley Rd Ste 161
Aurora CO 80013
720-935-0861 Phone

MEDTECH INTERNATIONAL GROUP

BOOTH #113

21175 State Hwy 249 #735
Houston TX 77070
888-507-7917 Phone
www.medtechinternationalgroup.com

MIDMARK CORPORATION (SPONSOR)

BOOTH #503

60 Vista Dr
Versailles OH 45380
800-643-6275 Phone
800-365-8631 Fax
www.midmarkanimalhealth.com
Midmark dental solutions are the key to a more efficient workflow and a healthy bottom line with industry-leading equipment and unmatched support. Our revolutionary training programs and network of top, fully credentialed trainers will help lead your clinic to lasting success and dentistry excellence for your patients.

MIDWEST VETERINARY SUPPLY

BOOTH #711

21467 Holyoke Ave
Lakeville MN 55044
800-643-9378 Phone
952-894-6824 Fax
http://www.midwestvet.net
Midwest Veterinary Supply is a family and employee owned full line veterinary distributor serving clinics in over 35 states. We are committed to be your resource for high-performing veterinary products and business solutions that build your hospital's profitability and success. We are dedicated and passionate about earning your business and making a difference in your practice.

MODERN VETERINARY THERAPEUTICS

BOOTH #517

14343 SW 119th Ave
Miami FL 33186
407-852-8039 Phone
305-503-8585 Fax
www.ModernVeterinaryTherapeutics.com
Modern Veterinary Therapeutics is a veterinary pharmaceutical company with a portfolio of high-quality, competitively-priced veterinary pharmaceuticals and diagnostics. Our U.S. product line includes the Canine Heartworm, ONE STEP Heartworm, Parvovirus, and

EXHIBITORS AND BOOTH NUMBERS

CONTINUED...

Parvovirus-Coronavirus Antigen Test Kits, Canine Vaccicheck Antibody Test Kit, & pharmaceuticals: MEDETOMIDINE HYDROCHLORIDE Injection and REVERTIDINE (atipamezole hydrochloride injection.)

MWI ANIMAL HEALTH

BOOTH #210

3041 W Pasadena Dr
Boise ID 83705

800-824-3703 Phone

www.mwiah.com

MWI Animal Health, an

AmerisourceBergen company, is a leading distributor of pharmaceuticals, biologicals, diets, equipment and supplies to companion animal, equine and livestock veterinarians and producers.

Additionally, our associates routinely consult with accounts on critical business matters including inventory management, operations, financing solutions and marketing. Learn more at mwiah.com.

NORTHSTAR VETS

BOOTH #713

315 Robbinsville Allentown Rd
Robbinsville NJ 08691

609-259-8300 Phone

609-259-8484 Fax

www.northstarvets.com

NorthStar VETS is an award-winning veterinary specialty and emergency hospital committed to being the best in one of the nation's busiest parts of the country. With so many pets in the area, our team is always growing.

PATTERSON VETERINARY SUPPLY

BOOTH #310

1031 Mendota Heights Rd
St. Paul MN 55120

800-225-7911 Phone

www.pattersonvet.com

For over 65 years, Patterson Vet. has helped small animal, equine and mixed animal practices succeed with the best products, consistent outstanding customer service and industry-leading equipment and supplies. In addition to the things you expect – local representatives, hundreds of products, 24/7 online ordering, fast delivery, an extensive product catalog and attendance at industry shows and conferences- we offer an array of value added business solutions and signature programs that you wouldn't expect.

PETMAP

BOOTH #107

4920 W Cypress St Ste 110

Tampa FL 33607 USA

813-289-5555 Phone

813-289-5454 Fax

www.petmap.com

Whether you need an accurate BP/HR device for your exam room patients or a flexible/modular multi-parameter monitoring system, there's a petMAP for you. petMAPs are portable, accurate and easy to use. Choose graphic II for BP/HR or the petMAP +II for monitoring both are handheld convenient. Made in the USA.

PETS BEST LIFE LLC

BOOTH #115

1201 Swift Ave

North Kansas City MO 64116

816-416-9498 Phone

www.petsbestlife.com

ZYMOX & ORATENE BY PKB

ANIMAL HEALTH

BOOTH #704

710 Vandustrial Dr

Westmont IL 60559

888-752-5487 Phone

630-241-5676 Fax

<http://zymox.com>

Oratene® Brushless Oral Care by Pet King Brands offers superior oral care protection pet owners can easily administer to combat bad breath, plaque and periodontal disease. Oratene features the LP3 Enzyme System--a natural, multi-complex enzyme system to eliminate odor-causing bacteria-- PLUS the MD2 mutanase and dextranase enzyme system to inhibit plaque formation.

PLANMECA

(SPONSOR)

BOOTH #611

2600 Forbs Ave

Hoffman Estates IL 60192

www.planmeca.com

630-320-2877 Phone

630-529-1929 Fax

Planmeca Oy is a global leader in many fields of health care technology, with products distributed in over 120 countries worldwide. Our product range covers digital dental units, world-class 2D and 3D imaging devices, and comprehensive CAD/CAM and software solutions.

PRECISION CERAMICS DENTAL LAB

BOOTH #216

9591 Central Ave

Montclair CA 91763

800-223-6322 Phone

www.pcdl-usa.com

Veterinary Dental Laboratory specializing in metal restorations, tooth colored restorations, implant services and orthodontic appliances.

RGP DENTAL

BOOTH #604

44 Balou Blvd

Bristol RI 02809

800-522-9695 Phone

www.gpergo.com

ROSE MICRO SOLUTIONS

BOOTH #702

4105 Seneca St

West Seneca NY 14224

716-608-0009 Phone

716-608-0006 Fax

www.rosemicrosolutions.com

Rose Micro Solutions sells High Quality Optical Loupes & Led Lighting systems for less! Our Loupes start @ \$279.00. We are a "Family" Business consisting of 4 Brothers. We named the company after our mother "ROSE". Our VDF show specials Loupe/Light Combo \$699.00. Visit us online @ www.rosemicrosolutions.com or call us @ 716-608-0009 thank you for your continued business.

SC VETERINARY DENTAL SPECIALTIES

BOOTH #204

PO Box 99

Tustin CA 92781

714-838-8652 Phone

714-838-1830 Fax

www.dogbeachvet.com

Your one stop shop for veterinary dental education. We have textbooks and educational posters and videos on a wide variety of veterinary dental subjects including: extractions, radiology, periodontology, endodontics, orthodontics, and oral pathology and periodontology. In addition, we have client educational materials. If you are in need of hands on training, you can get information or sign up for a class at the San Diego Veterinary Dental Training Center.

Solutions designed
for companion
animals and their
care providers.

Total Clinic and Equipment • Dental • Anesthesia and Monitoring



To learn more, call 1-800-MIDMARK, or visit:
midmark.com

© 2018 Midmark Corporation, Dayton, OH



Foundation for Veterinary Dentistry Capital Campaign to Establish an Endowed Fund for Research and Education

Aim:

To raise funds for an Endowment that will provide a source for Research and Education Grants for years to come.

Supporting Ideas:

Currently the Foundation Grants Committee oversees planning and distribution of funds annually for research grants and educational support grants. Funding for these endeavors has come from annual revenues of the FVD and outside donations that vary year to year. The capital campaign aims to raise a sizable amount of money that would allow for stable, continuous annual funding of these endeavors.

Don't miss out on the Campaign Kickoff ~ Social Hour
Friday, September 27th from 6:00-8:00 pm

EXHIBITORS AND BOOTH NUMBERS

CONTINUED...

SECUROS

BOOTH #212
3041 W Pasadena Drive
Boise ID 83705
208-484-4837 Phone
www.mwiah.com

SELENBIO DENTAL

BOOTH #106
4009 Banister Lane Ste 370
Austin TX 78704
512-707-6878 Phone
www.selenbio.com/veterinary
SelenBio Dental's GingiShield™
antibacterial dental sealant provides
defense against plaque formation
and periodontal disease for up to two
years. Based on the FDA-approved
DenteShield™ human dental sealant,
GingiShield™ features SELDOX®
antimicrobial technology and is
specially formulated for veterinary
use.

SHIPPS DENTAL AND SPECIALTY PRODUCTS

BOOTH #504
8361 W Tangerine Rd
Marana AZ 85658
800-442-0107 Phone
520-844-1811 Fax
www.shippsdental.com
Shipp's Dental and Specialty Products
Partners in Practice Program! Our
loyalty program offers rebates on annual
purchase volume to reward you for
continued patronage! Support small
business that was created for your
specialty! Tired of file breakage and
shortages for your rotary system? We
have a less expensive alternative and
files are always in stock. The Endo-Pulse
Vertical Reciprocating and Irrigating Filing
System!! Stop by the booth for a demo!

SKULLS UNLIMITED INTERNATIONAL, INC.

BOOTH #603
10313 S Sunnyslane Rd
Oklahoma City OK 73160
405-794-9300 Phone
405-794-6985 Fax
www.skullsunlimited.com
Skulls Unlimited International, Inc. is
pleased to offer a variety of anatomical
replicas as well as natural bone specimens
geared for the veterinarian community.
These expertly prepared specimens

are perfect for use in the veterinary
classroom or clinic. Additionally, Skulls
Unlimited provides cadaver dog and cat
specimens for your veterinary needs. Each
specimen is suitable for practicing various
veterinary procedures as well as studying
gross anatomy. These specimens are
available to veterinarians and educational
institutions only. Please contact Skulls
Unlimited if you have any questions. With
over 500 osteological products to choose
from, Skulls Unlimited is sure to have what
you are looking for.

SPECIALTY ORAL PATHOLOGY FOR ANIMALS

BOOTH #703
637 N State St
Geneseo IL 61254
309-944-6373 Phone
www.sopforanimals.com

STERIS ANIMAL HEALTH (SPONSOR)

BOOTH #117
3301 1st Ave N
Birmingham AL 35222
844-540-9810 Phone
www.sterisanimalhealth.com

SURGITEL/GENERAL SCIENTIFIC CORPORATION (SPONSOR)

BOOTH #103
77 Enterprise Dr
Ann Arbor MI 48103
800-959-0153 Phone
734-662-0520 Fax
www.surgitel.com
SurgiTel is the manufacturer of premium
loupes and headlights sold around the
world from their headquarters in Ann
Arbor, MI. Holding a variety of patents
SurgiTel is always on the forefront of
Vision and Ergonomics.

SWEDENCARE USA (FORMERLY SV DIST)

BOOTH #606
19689 7th Ave NE
Poulsbo WA 98370
360-638-6189 Phone
www.swedencareusa.com
Swedencare's mission is to provide
the global pet market a broad portfolio
of premium products in animal health,
distributed to veterinarians, pet stores
and pharmacies through an effective
distribution network, supplemented with
local retailers.

TARTAR SHIELD PET PRODUCTS

BOOTH #412
9880 Douglas Floyd Pkwy
Noblesville IN 46060
317-565-8090 Phone
317-565-8091 Fax
www.tartarshield.com
Tartar Shield Pet Products are patented,
clinically proven dental care products sold
in veterinary hospitals and not available
in stores. Recommended and used by
Board Certified Dental Specialists. Our
Soft Rawhide Chews are Veterinary Oral
Health Council (VOHC) approved for
tartar control. Additional products include
Tartar Shield Cat Treats, Dog Biscuits,
DentaTabs, dissolvable tablets for pet
drinking water, and our new product
'Sprinkles', a food topping for daily dental
protection. All products are made in the
USA. For more information visit our booth
for free samples!

TRILOGIC PHARMA

BOOTH #502
4 Peachwood Drive
Tallahassee AL 36078
866-562-8042 Phone
www.trilogicpharma.com
TriLogic Pharma specializes in novel
drug delivery solutions. Our veterinary
products include Clindoral Periodontal
Filler (2% Clindamycin HCl), ClinzGard
Sterile Surgical Gel (1% Clindamycin
HCl), ClinzGardNS Anal Sac Infusion
Gel (1% Clindamycin HCl) and the new
once-weekly otic solution, Ketocort Otic.
These non-systemic gels absorb over
7-10 days, are sustained-released, and
bio-degrading. TriLogic's products are
available through authorized distributor
representatives.

EXHIBITORS AND BOOTH NUMBERS

CONTINUED...

VET DENTAL CHARTS

BOOTH #315

81 Belgrave Hallam Rd
Hallam Victoria 03803

AUSTRALIA

www.vetdentalcharts.com

Quick and easy canine and feline dental charting for veterinarians who wish to follow best practice dental diagnosis, charting, treatment and home care. Specially developed professional dental charts that will improve your clinic's dental practices. Designed for veterinarians to meet clinical, legislative and client needs. Follows best practice dental processes developed in conjunction with veterinary dental specialists, general practitioners, technicians and vet nurses. Quick to implement and easy to use with features that clinic staff will love and pet owners really appreciate.

VETERINARY INFORMATION NETWORK (VIN) (SPONSOR)

CYBER CAFE

777 W Covell Blvd
Davis CA 95616
800-846-0028 Phone
www.vin.com

The Veterinary Information Network (VIN) is the premier online community, continuing and information resource for veterinarians. For a FREE one-month trial membership, join us at www.VIN.com, phone 800-700-4636, or email VINGRAM@vin.com. VIN will provide a free cyber café at the Veterinary Dental Forum, so please stop by to check your Email, surf the web, and try VIN!

VETERINARY TRANSPLANT SERVICES (SPONSOR)

BOOTH #413
215 East Titus Street
Kent, WA 98032 USA
253-520-0771 Phone
253-856-1830 Fax
<https://vtsonline.com>

VTS provides the widest variety of BONE GRAFT materials at prices that fit your practice. From PERIOMIX to SYNERGY to FUSION XPRESS and OSSIFLEX, our grafts can help with everything from routine extractions to mandibular

reconstruction and fracture repair. Use our OSSIFLEX all-bone barrier membrane to enhance healing in patients with palatal defects, or to help save teeth in guided tissue and bone regeneration procedures. Bone grafts can help increase bone density, restore bone height, reduce risk of fracture, and prevent the need for additional surgery. Let your clients know you are providing the BEST AVAILABLE dental practices! Visit VTS at booth 2114 to find out how bone graft can revolutionize the way your patients heal!

VIRBAC USA

BOOTH #511
3200 Meacham Blvd
Fort Worth TX 76137
817-831-5030 Phone
us.virbac.com

One of the world's largest laboratories dedicated exclusively to animal health, Virbac develops, manufactures and distributes a wide range of products and services for use in companion animals. Offering products in heartworm, tick and flea, senior care, behavior, critical care nutrition, and oral hygiene markets. Virbac aspires to be the number one choice of veterinarians, your trusted resource. Please visit our booth and ask how we can help your practice today.

ZOETIS (SPONSOR ONLY)

100 Campus Dr
Florham Park NJ 07932
1-888-Zoetis1 Phone

Foundation for Veterinary Dentistry



Purchase Step-by-Step Vol. 1 or 2
or Foundations Compendiums
at a discounted price!

Purchase them using the below link,
and receive

10% off
(not including shipping)



WWW.VETERINARYDENTISTRY.ORG/EDUCATION/COMPENDIUM SALES

What is the **Veterinary Dental Forum Scholarship**?

The scholarship provides a free registration and one year subscription to the *Journal of Veterinary Dentistry* for technicians, managers and veterinarians to the premier veterinary dental event of the year the **Veterinary Dental Forum**.

WHAT IS THE PURPOSE?

To educate the veterinary dental community of the standards of care and provide an opportunity for a hands on experience. This is one of the core missions of the **Foundation for Veterinary Dentistry**.

To increase the size of the dental community, to encourage networking within the veterinary dental community and result in better care of the dental patient.

HOW MANY SCHOLARSHIPS WERE AWARDED FOR 2019?

There were a total of 29 scholarships awarded for the 2019 Veterinary Dental Forum!

WHO ARE THE SPONSORS OF THIS SCHOLARSHIP?



Watch for information on the next competition in the
Journal of Veterinary Dentistry!



The Foundation for Veterinary Dentistry operates exclusively for charitable, scientific, or educational purposes and was founded:

To educate the public about the importance of oral health in animals.

To advance the understanding of the science of veterinary dentistry among all veterinarians.

To further the knowledge of veterinary and related professions through education of veterinarians, veterinary technicians and other health-care professionals interested in veterinary dentistry and effective veterinary oral health care delivery.

To provide funding to colleges of veterinary medicine, veterinary technician schools, or other institutions, entities or individuals approved for funding by the Foundation to enhance the education of their students, provide appropriate equipment to facilitate teaching and delivery of effective oral care, and to support research projects in the field of veterinary oral health.

www.VeterinaryDentistry.org

Thank your client and support the Foundation for Veterinary Dentistry!



By purchasing these Thank You cards you are supporting the education and research activities of the Foundation. Your support for the FVD is used to provide dental education opportunities for veterinary students in the US, Canada and the Caribbean and fund research in veterinary dentistry.



WWW.VETERINARYDENTISTRY.ORG/THANK-YOU-CARDS

NOTES

NOTES

Tuskegee University College of Veterinary Medicine Regional Collaborative Dental Education Center: Summary and Update

Studies have shown a wide disparity in dental education opportunities for both veterinary students and practitioners across the United States, Canada and the Caribbean. These include access to dentistry programs at colleges of veterinary medicine and private dental education programs.

A discussion at the 2017 Nashville Veterinary Dental Forum focused on seeking a solution to this problem. Subsequently, with approval and funding from the Foundation for Veterinary Dentistry Board of Directors, the Regional Collaborative Dental Education Center (RCDEC) at Tuskegee University College of Veterinary Medicine became a reality in the late Fall of 2018. The procurement of equipment for this RCDEC was completed in the Spring of 2019.



This pilot program was created to address the education opportunity disparity emphasizing collaboration between the FVD, universities and dental industry partners to create spaces of learning in areas of need.

This RCDEC program consists of a \$27,500 donation from the FVD, the allocation of space, staffing and student contact time by the Tuskegee administration including a commitment to provide five years of annual progress reports on student competency outcome. The program relied on the very generous support of the company Dentalaire Products to create a dental learning laboratory at Tuskegee. The laboratory has 12 state of the art stations to teach the basic skills of dental cleaning, charting and exodontics to Tuskegee students. This same space and equipment will be utilized to provide continuing education wet laboratories to general practitioners and veterinary staff members in the region. By improving access to dentistry education in the region for current and future veterinarians, their patients, their careers and the profession will all benefit.

A late Spring 2019 update from Tuskegee's dentistry program director, Dr. Noriko Aoi, is as follows:

"The first lab using the donated equipment from FVD for junior surgery class, went very well and was well received. Approximately 55 junior students were able to participate in the 1st dental lab (probing, charting, regional blocks and extractions of upper 1st premolar, 1st incisor, and canine teeth). They used the donated dental units with high speed drills for extractions. Senior students come to practice extractions every week (sometimes 2-3 days a week) and they were able to use the donated units for various extractions (upper and lower canines, premolars and molars) both for their core dental rotations and dental electives. These are the same students who did extractions without high speed drills in the fall and early spring semesters, so they can really compare the differences. The donated compressors and dental units are used for 'big events' like junior surgery laboratories and CE events for practitioners, they are also used on a weekly to bi-monthly basis for veterinary students. Some seniors said they will come back after graduation to try them out as well - so it is well-used."



The Outreach Committee and Tuskegee University College of Veterinary Medicine are especially grateful to the generous supporters and donors who have made this program possible.

NOTES

The Foundation for Veterinary Dentistry
would like to sincerely thank the following generous
Foundation contributors!

TITANIUM CONTRIBUTORS

Dr. Josephine Banyard
Dr. Cindy Charlier
Companion Animal Dentistry
of Kansas City
Dr. William Gengler
Dr. Janet Houghton
Dr. Scott Linick
Dr. Rick McFarland
Dr. Sue McTaggart
Dr. Angela Mees
Dr. Gary Modrcin
Dr. Ashley Oakes
Dr. Katherine Queck
Dr. Erich Rachwitz

GOLD CONTRIBUTORS

Dr. Kris Bannon
Dr. Robert Baratt
Dr. Randi Brannan
Dr. Sharon French
Dr. Christopher Garg
Dr. Wade Gingerich
Dr. Michael Overend
Dr. Thomas Phillips
Dr. Douglas Winter



The Foundation for Veterinary Dentistry

Powered by LogoSportswear. Is This Your Store? - Sign In. Open Your Own Store - Start Now. Cart: 0



Welcome to
Foundation for Veterinary Dentistry
Online Store

You may customize the design and garment color.



Share & Sell(TM) - LogoSportswear.com

Mens Command Polo-Sport



Share & Sell(TM) - LogoSportswear.com

Ladies Command Polo-Sport



Share & Sell(TM) - LogoSportswear.com

Carhartt Medical Womens Multi-Pocket Cargo Pant

has partnered with LogoSportswear to offer you the opportunity to purchase scrubs that can include an embroidered **Foundation** logo.

There are shirts, pants, jackets and more.

Check out the subscriber store at:

<http://VeterinaryDentistry.logosoftwear.com>

www.VeterinaryDentistry.org

FOUNDATION FOR VETERINARY DENTISTRY BOARD

FOUNDATION LEADERSHIP

• President

Jan Bellows, DVM, DAVDC, ABVP

• Vice-President

Barden Greenfield, DVM, DAVDC, FAVD

• Treasurer

Curt Coffman, DVM, DAVDC, FAVD

• Executive Director

Chris Daniel

• Secretary

Susan Crowder, DVM, DAVDC, FAVD

• Board

David Clarke, DVM, DAVDC, FAVD

Boaz Arzi, DVM, DAVDC, DEVDC, FAVD

Andrew Schultz

Carol Weldin, RDH, BS

Kathy Queck, DVM, DAVDC, FAVD

VETERINARY DENTAL FORUM MANAGEMENT

• Program Chairs

David Clarke, DVM, DAVDC, FAVD

Barden Greenfield, DVM, DAVDC, FAVD

• Program Track Coordinators

Jason Soukup, DVM, DAVDC

Michael Peak, DVM, DAVDC

Boaz Arzi, DVM, DAVDC, DEVDC, FAVD

• Conference Planner

Rachelle Shippy

DISCLAIMER

This annual meeting is sponsored by the American Veterinary Dental College, the Academy of Veterinary Dentistry, and the Foundation for Veterinary Dentistry for educational purposes only. The material presented is not intended to represent the only or the best methods appropriate for the medical conditions being discussed, but rather is intended to present the opinions of the authors or presenters, which may be helpful to other healthcare professionals at arriving at their own conclusions and consequent applications. Attendees participating in this medical education program do so with full knowledge that they waive any claim they may have against the Veterinary Dental Forum for reliance on any information presented during these educational activities. The Veterinary Dental Forum does not guarantee, warrant or endorse any commercial products for services.

Plan ahead for future conferences

Dallas, Texas | October 29 - November 1, 2020

